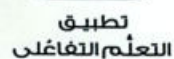




By a group of supervisors

للمدارس الرسمية و الخاصة لغات

طبعة
جديدة



2nd Primary
2024
SECOND TERM

Parents' Guide

دليل ولي الأمر

Contents

Theme 3

How the world works

Unit 7	Where is it from ?	11
Unit 8	Don't get lost !	56
Unit 9	Along the Nile	85
Review 3		122

Theme 4

Communication

Unit 10	At the supermarket	125
Unit 11	Let's sing !	170
Unit 12	Say that again	195
Review 4		229
Non-Fiction Reader	Cities in Egypt	231
Reader	The Ant and the Grasshopper	234



UNIT SEVEN

Where is it from ?

من أين هذا ؟



Unit Seven Objectives

By the end of the unit, your child will be able....

► Lessons 1 & 2

Objectives :

- To talk about what we get from farm animals

Vocabulary :

- school trip , farm, animal, wool, milk, egg, chicken, cheese

Language :

- Did you go to museum ? - No, we didn't

► Lesson 3

Objectives :

- To ask and answer questions in the present simple

Vocabulary :

- beach, desert, oasis, exercise, recycle, get fit, tidy

► Lessons 4 & 5

Objectives :

- To look at and describe maps

Vocabulary :

- lots of, mountain, lake, in the (north/south), farmland, sand dune, range, Bedouin culture

بنهاية هذه الوحدة، سيكون طفلك قادر على

► Lessons 6 & 7

Objectives :

- To talk about the temperature in different parts of Egypt

Vocabulary :

- sunny, thunder and lightning, windy, warm, Port Said

► Lessons 8 & 9

Objectives :

- To listen and read about different Egyptian products

أن يستمع ويقرأ عن المنتجات المصرية المختلفة

Vocabulary :

- Nubia, basket, palm tree, glass, colorful, size, wooden, small

► Lessons 10 & 11

Objectives :

- To recognize and say consonant clusters with (kl, fl and pl)

أن يتعرف ويقول الحروف الساكنة المدمجة مع (kl, fl and pl)

Vocabulary :

- cloud, flood, plant, clock, plane, flag, planet, flute, plate, play

سحابة، فيضان، نبات، ساعة، طائرة، علم، كوكب، مزامير خشبي، طبق، لعبة

Lessons 1&2

- Vocabulary
- Listening and Speaking
- Reading

I

Vocabulary

Mr. Emod

Key Vocabulary

Farm animals حيوانات المزرعة



rabbit أرنب



chicken دجاجة



sheep خروف



horse حصان



goat عنزة



fish سمكة



duck بطّة



donkey حمار



cow بقرة

Parts of animal's body أجزاء جسم الحيوان



feathers ريش



beak منقار



wing جناح



tail ذيل

Animal products منتجات حيوانية



meat لحم




wool صوف



eggs بيض



milk لبن



cheese جبن

Extra vocabulary

trip	رحلة (قصيرة)	museum	متحف
interesting	مثير / مثير	farm	مزرعة
small	صغير (الحجم)	school	مدرسة

Conjugation of verbs

تصريف الأفعال

Regular

Present

live	يعيش
like	يحب
play	يلعب

Past

lived
liked
played

Irregular

Present

go	يذهب
see	يرى
eat	يأكل
swim	يسبح
do	يفعل
fly	يطير

Past

went
saw
ate
swam
did
flew

Important expressions and prepositions

تعبيرات وحروف جر هامة

- That sounds fun !

- هذا يبدو ممتعاً !



Pop Quiz on Vocabulary

1 Look and write the words.

انظر واكتب الكلمات.



2 Look and write the missing letters.

انظر واكتب الحروف الناقصة.



d _ _ k



b _ a _



w _ o _



c _ ick _ n

II

Listening and Speaking

★ Listen and read.

استمع واقرأ.

1 We went on a school trip yesterday.
ذهبنا في رحلة مدرسية بالأمس.

2 Did you go to a museum?
هل ذهبتُم إلى متحف؟

3 No, we didn't. We went to a farm to learn about animals.
لا، لم نفعل. ذهبنا إلى مزرعة لتعلم عن الحيوانات.

4 That sounds fun!
هذا يبدو ممتعاً!

5 Yes, it was! We saw horses, sheep, cows and ducks. It was very interesting.
نعم، لقد كانت كذلك! رأينا الخيول، الأغنام، الأبقار والبط. إنه كان ممتعاً جداً.

★ Look and read.

انظر واقرأ.

We went to the **farm**⁽¹⁾ to see animals.
We learned about **animal products**⁽²⁾.
We get lots of things from animals.
We get **wool**⁽³⁾ and milk from sheep.
We get eggs and **meat**⁽⁴⁾ from chickens.
We get meat and milk from cows. We get
wool, milk and meat from goats.



(1) مررعة | (2) منتجات حيوانية | (3) صوف | (4) لحم

★ Look, read and write.

انظر، اقرأ واكتب.

1 It's small. It has four short legs. It has long ears.

It's a



2 It's big. It has four legs. It eats grass.

It's a



3 It's small. It has wings, feathers and a beak. It can fly. It likes water.

It's a



4 It's small. It lives in water. It swims. It doesn't have arms or legs.

It's a



5 It has four legs. It has short ears and a tail.

It's a



ذهبنا إلى المزرعة لرؤية الحيوانات. تعلمنا عن المنتجات الحيوانية. نحصل على الكثير من الأشياء من الحيوانات. نحصل على الصوف والحليب من الأغنام. نحصل على البيض واللحوم من الدجاج. نحصل على اللحوم والحليب من الأبقار. نحصل على الصوف والحليب واللحوم من الماعز.

III

Language

1 The Past Simple Tense

زمن الماضي البسيط

A Regular verbs : الأفعال المنتظمة :

In the simple past tense, we change regular verbs by adding **_ed** or **_d**.
في زمن الماضي البسيط، نحول الفعل المنتظم إلى صيغة الماضي بإضافة **_ed** أو **_d** لمصدر الفعل.



I played with my cousin yesterday.
أنا لعبت مع ابن عمي بالأمس.



B Irregular verbs : الأفعال غير المنتظمة :

There are many irregular verbs that are learnt as they are.

هناك العديد من الأفعال الغير المنتظمة، تحفظ كما هي.



We went to the farm to learn about animals.
ذهبنا إلى المزرعة للتعلم عن الحيوانات.



C Yes/No question : السؤال بـ "هل...؟"

Formation

? باقي الجملة + مصدر الفعل **inf.** + فاعل **subj.** **Did**



Yes, subj. + did.



No, subj. + didn't.



Did you go to the library ?
هل ذهبت إلى المكتبة ؟

No, we didn't.
لا، لم نذهب.



Key words

yesterday أمس / last (weekend - month - day - year - week)
[عطلة الأسبوع - الشهر - اليوم - السنة - الأسبوع] الماضي [ة].

2

Asking and answering questions using the Present Simple

السؤال والإجابة باستخدام زمن المضارع البسيط

Yes / No question السؤال بـ «هل» في زمن المضارع البسيط

Do + plural subj. + inf. بقى الجملة + مصدر الفعل



Yes, subj. + do.



No, subj. + don't.

Do we get milk from ducks ?

هل نحصل على اللبن من البط ؟



No, we don't.

لا، لا نحصل عليه.



Pop Quiz on Language

1 Read and choose the correct answer between brackets.

اقرأ واختر الإجابة الصحيحة مما بين الأقواس.

1. Noha and Hala (go – went – goes) on a school trip last week.
2. Yesterday, they (see – saw – sees) horses, cows and ducks.
3. Did you go to the museum ? – No, we (didn't – don't – did).
4. Do we (got – get – gets) meat from cows ?
5. We (visits – visit – visited) our grandma last week.

2 Read and complete with the correct form. اقرأ واكمل الجمل بالصيغة الصحيحة.

1. My brother (go) to his school by car yesterday.
2. Sara (swim) in the sea last holiday.
3. My grandma (cook) dinner for us last night.
4. Ali (play) with his dog yesterday.
5. He (eat) pizza last week.

Activities | on Lessons 1&2

1 Complete the following mini dialog.

اكمل المحادثة القصيرة التالية.

eggs - school - yesterday

A : Where did you go (1) ?

B : I went on a (2) trip.

2 Choose the correct answer between brackets.

اختر الإجابة الصحيحة مما بين الأقواس.

1. We went to a (restaurant - hospital - farm) to learn about animals.
2. (Do - Does - Did) she eat breakfast ? – No, she didn't.
3. Do (he - we - she) get wool from goats ?
4. The bird has got (leather - feathers - arms).
5. We get (wool - paper - eggs) from sheep.
6. We went on a school (park - trip - shop) yesterday.
7. That (sounds - eats - sees) fun!
8. We get eggs from (cows - goats - chickens).
9. We (see - saw - sees) sheep on the farm yesterday.

3 Read, order and write.

اقرأ، رتب واكتب.

1. eggs - chickens - We - from - get.

.....

2. you - a museum - to - Did - go ?

.....

3. fly - Ducks - can.

.....

4 Look, unscramble and write.

انظر، اعد ترتيب الحروف واكتب.

1.



u d k c

2.



o a g t

3.



e o s h r

5 Read and match (A) with (B).

اقرأ وصل العمود [A] بالعمود [B].

- [A]
1. A rabbit has •
 2. A fish doesn't •
 3. Did you go to the library? •

- [B]
- ☐ a. have arms or legs.
 - ☐ b. No, I wasn't.
 - ☐ c. Yes, I did.
 - ☐ d. long ears.

6 Read and write True (T) or False (F).

اقرأ واكتب صح (T) أو خطأ (F).

We went on a school trip yesterday. We went to a farm to learn about animals. We saw horses, sheep, cows and ducks. It was very interesting. It was a day to remember.

1. We went on a school trip last week.
2. We went to a museum.
3. We saw horses and ducks.

T	F
<input type="checkbox"/>	<input type="checkbox"/>
<input type="checkbox"/>	<input type="checkbox"/>
<input type="checkbox"/>	<input type="checkbox"/>

7 Read, look and tick (✓) or (X).

اقرأ ، انظر وضع علامة [✓] أو [X].

1. We get milk from.
2. We get eggs from chickens.
3. The duck has a beak.



<input type="checkbox"/>
<input type="checkbox"/>
<input type="checkbox"/>

8 Look, read and complete.

انظر، اقرأ واكمل.

rabbit — farm — cow



1. We get milk from the
2. We went on a trip to the

9 Punctuate the following sentence.

ضع علامات الترقيم للجملة الآتية.

the duck can fly and swim

Lesson

3

• Language use

I

Vocabulary

Mr. Emad

Places أماكن

Key vocabulary

oasis	واحة	restaurant	مطعم
desert	صحراء	sports center	مركز رياضي
beach	شاطئ	Alexandria	مدينة الإسكندرية
library	مكتبة	supermarket	متجر متعدد الأقسام [سوبر ماركت]
farm	مزرعة		

Extra vocabulary

swimming	سباحة	the world	العالم
tidy	منظم / يرتب	environment	بيئة
paper	ورق	plastic	بلاستيك

Conjugation of verbs

تصريف الأفعال

Regular

Present

visit	يزور
exercise	يتدرب
recycle	يعيد تدوير
cycle	يركب [دراجة]

Past

visited
exercised
recycled
cycled

Irregular

Present

keep	يحافظ
get	يحصل على
go	يذهب

Past

kept
got
went

Important expressions and prepositions

تعبيرات وحروف جر هامة

• tidy up	يرتب	• look after	يعتني بـ
• have lunch	يتناول الغداء	• get fit	يصبح لائق بدنياً
• went to	ذهب إلى	• learn about	يتعلم عن

II

Reading and Listening


★ Look, read and learn.

انظر، اقرأ وتعلم.

- 1 We went to the farm to learn about animals.



- 2 We went to Alexandria to visit the library.



- 3 We went to the beach to go swimming.



- 4 We went to the desert to see the oasis.



- 5 We exercise to get fit.



- 6 We recycle paper and plastic to look after the environment.



- 7 We tidy up to keep our house tidy.



- 8 We go to school to learn about the world.



III Language

To ask about reasons.

للسؤال عن الأسباب.

1 We use "Why" to ask about reasons.

نستخدم "Why" بمعنى "لماذا" للسؤال عن الأسباب.



Why do we exercise ?
لماذا نتدرب ؟

We exercise to get fit.

نحن نتدرب لكي نصبح لائقين بدنياً.



2 To + inf. مصدر الفعل

نستخدم "to + inf." لذكر السبب بمعنى "لكي".



We tidy up to keep
our house tidy.



We recycle plastic to look
after the environment.



Pop Quiz on Language

★ Read and complete with the correct form.

اقرأ واكمل بالصيغة الصحيحة.

1. We tidy up to (keeping) our house clean.
2. We went to the desert to (saw) the oasis.
3. We go to school to (learns).
4. They went to the supermarket (for) buy food.
5. (What) do you exercise ? - To get fit.

Activities | on Lesson 3

أكمل المحادثة القصيرة التالية.

1 Complete the following mini dialog.

exercise - learn - fit

A : Why do we (1) ?

B : We exercise to get (2)..... .

اقرأ واكمل بالكلمات من المربع.

2 Read and complete with the words from the box.

swimming – keeping – library

I'm Noha. I went to Alexandria with my family. We went there to visit the (1)..... . We went to the beach to go (2)..... .

اختر الإجابة الصحيحة مما بين الأقواس.

3 Choose the correct answer between brackets.

1. We recycle plastic to (looks - looking - look) after the environment.
2. We learn about animals at the (beach - farm - restaurant) .
3. We (go - went - going) to Alexandria Library yesterday.
4. They (visit - visits - visited) the pyramids last Friday.
5. She (exercises - goes - keeps) to get fit.
6. We went to the (farm - desert - sports center) to play basketball.
7. We go to the library (for - on - to) read books.
8. (Why – What – How) do we cycle to school ? - To be healthy.

انظر واكتب الحروف الناقصة.

4 Look and write the missing letters.

1.



d _ _ er _

2.



li _ _ ar _

3.



s _ h _ o _

4.



b _ a _ h

5 Read and match (A) with (B).

اقرأ وصل العمود (A) بالعمود (B).

(A)

- 1. We go to the beach •
- 2. We tidy up •
- 3. We want to •

(B)

- ☐ a. visit the library.
- ☐ b. to keep our house tidy.
- ☐ c. to learn.
- ☐ d. to swim in the sea.

6 Read and write True (T) or False (F).

اقرأ واكتب صح (T) أو خطأ (F).

Mona is a good girl. She goes to school to learn. She goes to the library to read books. She exercises to get fit. She tidies up her room to keep it clean. She recycles paper and plastic to keep the environment clean.

- 1. Mona is a bad girl.
- 2. She goes to the library to read books.
- 3. She tidies up her room to keep it clean.

T	F
<input type="checkbox"/>	<input type="checkbox"/>
<input type="checkbox"/>	<input type="checkbox"/>
<input type="checkbox"/>	<input type="checkbox"/>

7 Read, order and write.

اقرأ، رتب واكتب.

- 1. school - We - to - go to - learn.

.....

- 2. do - we - Why - exercise ?

.....

8 Look and write a sentence under each picture.

انظر واكتب جملة أسفل كل صورة.

1.



.....

2.



.....

9 Punctuate the following sentence.

ضع علامات الترقيم للجملة الآتية.

we recycle paper to keep our environment clean

.....

Lesson

4

- Reading : Let's look at maps
- CLIL : Geography

I

Vocabulary

Key vocabulary

oases	واحات	Mediterranean Sea	lake	بحيرة
mountain	جبل	البحر الأبيض المتوسط	temple	معبد

Directions on the map الاتجاهات على الخريطة



Extra vocabulary

different	مختلف	places	أماكن
sea	بحر	farmland	أرض زراعية
pyramid	هرم	city	مدينة [كبيرة]
the Red Sea	البحر الأحمر	old	قديم
map	خريطة	the River Nile	نهر النيل

Important expressions and prepositions

تعبيرات وحروف جر هامة

• next to

- بجوار / بجانب

• in the east

- في الشرق



Pop Quiz on Vocabulary

★ Choose the correct answer between brackets.

اختر الإجابة الصحيحة مما بين الأقواس.

1. Cairo is a big (city – village – oasis).
2. We swim in the (temple – map – sea).
3. Tourists like visiting Giza (Pyramids – Lakes – Deserts).

Remember

1 There is a/an singular noun .



There is a lake.



يوجد اسم مفرد .

2 There are plural noun



There are temples.



يوجد اسم جمع .

II

Listening and Reading

★ Look and read.

انظر واقرأ.

There are lots of different **places**⁽¹⁾ in Egypt. There are deserts and **mountains**⁽²⁾. There are oases in the desert and **farmland**⁽³⁾ around the **River Nile**⁽⁴⁾. There are beaches and lakes. Egypt is next to the sea, too. It has the Mediterranean Sea in the north and the Red Sea in the east. There are also very old cities, pyramids and **temples**⁽⁵⁾.

- (1) أماكن
- (2) جبال
- (3) أرض زراعية
- (4) نهر النيل
- (5) معابد

هناك الكثير من الأماكن المختلفة في مصر. هناك صحارى وجبال. توجد واحات في الصحراء وأراضي زراعية حول نهر النيل. يوجد بها شواطئ وبحيرات. مصر بجانب البحر أيضًا. يوجد بها البحر المتوسط في الشمال والبحر الأحمر في الشرق. وهناك أيضًا مدن قديمة جدًا وأهرامات ومعابد.



Pop Quiz on Reading

★ Choose the correct answer.

اختر الإجابة الصحيحة.

- 1.** There are oases in the
a. lake b. beach c. desert
- 2.** Egypt has the Red Sea in the
a. north b. east c. west
- 3.** The Mediterranean Sea is in the
a. east b. north c. west

- Help your child use "There is" and "There are".

• ساعد طفلك أن يستخدم (There is) , (There are).

Activities | on Lesson 4

1 Complete the following mini dialog.

أكمل المحادثة القصيرة التالية.

animals - oases - Egypt

A : Are there different places in (1) ?

B : Yes, there are mountains, (2) and deserts.

2 Choose the correct answer between brackets.

اختر الإجابة الصحيحة مما بين الأقواس.

1. There (is – are – was) mountains in Egypt.

2. The ducks are swimming in the (desert - mountain - lake).

3. The (desert - mountain - valley) is high.

4. There (are – is – were) a pen on the table.

5. Alexandria is a nice (lake - time - place).

3 Read and tick (✓) or (X).

اقرأ وضع علامة [✓] أو [X].

1. It's an oasis.


☐

2. This is a mountain.


☐

3. There are pyramids in Egypt.


☐

4 Look and write the missing letters.

انظر واكتب الحروف الناقصة.

1.



t _ m _ le

2.



p _ r _ mi _ s

3.



o _ s _ s

4.



mo _ nt _ in

5 Look, unscramble and write.

انظر، اعد ترتيب الحروف واكتب.

1.



e a s

2.



s a i o s

3.



r v r i e

6 Read and complete with the words from the box.

اقرأ واكمل بالكلمات من المربع.

books – mountains – north

There are lots of different places in Egypt. There are deserts and (1)..... There are oases in the desert and farmland around the River Nile. Egypt has the Mediterranean Sea in the (2) and the Red Sea in the east.

7 Look, read and complete.

انظر، اقرأ واكمل.

oases – River – beaches



1. The Nile is very long.



2. There are in the desert.

8 Read, order and write.

اقرأ، رتب واكتب.

1. the sea - to - Egypt - next - is.

2. is - The Red Sea - in - east - the.

9 Punctuate the following sentence.

ضع علامات الترقيم للجملة الآتية.

what places are in egypt

Lesson

5

• Listening and Reading

I

Vocabulary

Key Vocabulary

Crops محاصيل



wheat قمح



rice أرز



grapes عنب



dates بلح



cotton قطن



olives زيتون

Extra vocabulary

delta	دلتا	sand dunes	كتبان رملية
Bedouin culture	الثقافة البدوية	the High Dam	السد العالي
electricity	الكهرباء	famous	مشهور
farming	الزراعة	important	هام
Sinai Peninsula	شبه جزيرة سيناء	empty	فارغ

Conjugation of verbs

تصريف الأفعال

Regular

Present

enter	يدخل
use	يستخدم
walk	يسير / يمشي
control	يتحكم / يسيطر

Past

entered
used
walked
controlled

Irregular

Present

make	يصنع / يجعل
grow	ينمو / يزرع
keep	يربي

Past

made
grew
kept

Important expressions and prepositions

تعبيرات وحروف جر هامة

- good for جيد لـ
- make electricity يولد كهرباء
- mountain range سلسلة جبال
- an area of land with مساحة من الأرض محاطة بـ

II

Listening and Reading

★ Look, listen and read. انظر، اسمع واقرأ.

The Nile Delta is an area in Egypt with lots of farmland. A delta is a place where the river enters the sea. This makes the land good for farming. Farmers grow rice, cotton and wheat.



The desert is hot and empty. There are sand dunes. There are some animals, but not a lot of plants. An oasis is a place in a desert where there is water. There are also trees and plants. People can use the water to grow dates, olives, figs and grapes. They can keep farm animals, too.



The Sinai Peninsula is an area of land with water around most of it. It has the Mediterranean Sea in the north, and the Red Sea in the south. The Sinai mountain range is very famous. There are mountains in the desert, too. People visit the Red Sea mountains to walk and learn about Bedouin culture. The mountains are beautiful, and the rocks look red.



The High Dam is very big. It is about 48 years old. People built it to control the Nile River. They also use it to make electricity. It is very important.



- دلتا النيل هي منطقة في مصر بها الكثير من الأراضي الزراعية. الدلتا هي المكان الذي يدخل فيه النهر إلى البحر. هذا يجعل الأرض صالحة للزراعة. يزرع الفلاحون الأرز والقطن والقمح.
- الصحراء حارة وفارغة. يوجد كثبان رملية. يوجد بعض الحيوانات، لكن ليس هناك الكثير من النباتات. الواحة هي مكان في الصحراء حيث يوجد به مياه. هناك أيضًا أشجار ونباتات. الناس تستطيع استخدام المياه لزراعة البلح، الزيتون، التين والعتب. يمكنهم تربية حيوانات المزرعة أيضًا.
- شبه جزيرة سيناء هي مساحة من الأرض تحاط معظمها بالماء. يحدها البحر الأبيض المتوسط في الشمال والبحر الأحمر في الجنوب. سلسلة جبال سيناء مشهورة جدًا. هناك جبال في الصحراء أيضًا. يزور الناس جبال البحر الأحمر للمشي والتعرف على الثقافة البدوية. الجبال جميلة والصخور تبدو حمراء.
- السد العالي كبير جدًا، إنه من حوالي ٤٨ سنة. بناه الناس للتحكم في نهر النيل. كما يستخدمونه لتوليد الكهرباء. إنه هام جدًا.

★ Look and read.

انظر واقرأ.



- 1** A delta is a place where the river enters the sea.

الدلتا هي المكان الذي يدخل فيه النهر إلى البحر.

- 2** There is a lot of farmland in the Nile Delta.

يوجد الكثير من الأراضي الزراعية في دلتا النيل.

- 3** An oasis is a place in the desert with water.

الواحة هي مكان في الصحراء بها ماء.



- 4** People can grow plants and keep animals at an oasis.

الناس يستطيعوا زراعة النباتات وتربية الحيوانات في الواحة.



- 5** A peninsula is land with water around it.

شبه الجزيرة هي أرض يوجد حولها مياه.

- 6** A mountain range is an area with lots of mountains.

سلسلة الجبال هي منطقة بها الكثير من الجبال.



- 7** A dam controls water in a river.

السد يتحكم بالمياه في النهر.



Activities | on Lesson 5

1 Complete the following mini dialog.

أكمل المحادثة القصيرة التالية.

visit - High - electricity

A : Why did people build the (1) Dam ?

B : They built it to make (2)

2 Read and match (A) with (B).

اقرأ وصل العمود [A] بالعمود [B].

- [A]
1. We grow
 2. People built the High Dam
 3. There is a mountain

- [B]
- a. to control the Nile River.
 - b. range in Sinai.
 - c. rice, cotton and wheat.
 - d. do homework.

3 Read and write True (T) or False (F).

اقرأ واكتب صح [T] أو خطأ [F].

The Nile Delta is an area in Egypt with lots of farmland. A delta is a place where the river enters the sea. This makes the land good for farming. Farmers grow rice, cotton and wheat.

1. The Nile Delta is an area with lots of desert.
2. A delta is a place where the river enters the sea.
3. Farmers grow rice and cotton in Egypt.

T	F
<input type="checkbox"/>	<input type="checkbox"/>
<input type="checkbox"/>	<input type="checkbox"/>
<input type="checkbox"/>	<input type="checkbox"/>

4 Read and tick (✓) or (X).

اقرأ وضع علامة [✓] أو [X].

1. A dam controls water in a river.
2. We grow cotton in the Nile Delta.


☐
☐

5 Look, unscramble and write.

انظر، اعد ترتيب الحروف واكتب.

1.



a d m

2.



o i l s v e

3.



c t t o n o

4.



i e c r

6 Read, order and write.

اقرأ، رتب واكتب.

1. grow - an oasis - People - at - can - plants.

2. important - The High Dam - very - is.

7 Choose the correct answer between brackets.

اختر الإجابة الصحيحة مما بين الأقواس.

1. There are (sand dunes - seas - rivers) in the desert.

2. We visit Sinai to learn about Bedouin (culture - clouds - books).

3. The land in delta is good for (swimming - farming - learning).

4. People (grow - keep - make) sheep and goats in the desert.

5. The Nile Delta has lots of (farmland - deserts - mountains).

8 Look, read and complete.

انظر، اقرأ واكمل.

dam - water - mountains

1.



An oasis is a place with in the desert.

2.



There are in the desert.

Lessons 6&7

- CLIL : Geography
- The weather
- Temperature

I

Vocabulary

Key Vocabulary

The weather الطقس



sunny مشمس



drought جفاف



humid رطب



foggy ضبابي



cloudy ملي بالسحب



windy عاصف



rainy ممطر



snowing تمطر ثلج



cold بارد



thunder and lightning
رعد وبرق

Extra vocabulary

temperature	درجة الحرارة	degree	درجة مئوية	rain	مطر
partly	إلى حد ما / جزئياً	village	قرية		



Pop Quiz on Vocabulary

★ Look and write the missing letters.

انظر واكتب الحروف الناقصة.

1.



d _ ou _ h _

2.



h _ m _ d

3.



f _ _ gy

4.



w _ n _ y


II

Listening and Reading

★ Look and listen.

انظر واسمع.

Temperature



1 When the weather is about (40°) degrees, it's hot.

2 When the weather is about (24°) degrees, it's warm.

3 When the weather is about (14°) degrees, it's cool.

4 When the weather is about (4°) degrees, it's cold.

★ Listen and read.

استمع واقراً.

Warm weather is good for farming. We need sun and rain to grow plants. When there is no water and the weather is too hot, we can't grow plants. In the Nile Delta, it is partly sunny and partly rainy. We can grow different kinds of crops.



الطقس الدافئ يكون جيد للزراعة. نحتاج شمس ومطر للزراعة النباتات. عندما لا يكون هناك مياه والطقس حار جداً، لا نستطيع زراعة النباتات. في دلتا النيل يكون الجو مشمساً جزئياً وممطراً جزئياً. نستطيع زراعة أنواع مختلفة من المحاصيل.

III

Language

1

Asking about the weather today and yesterday.

للسؤال عن حالة الطقس اليوم وأمس.

What is the weather like today ?

ما حالة الطقس اليوم ؟



It's cold.

إنه بارد.



What was the weather like yesterday ?

ماذا كانت حالة الطقس بالأمس ؟



It was sunny.

إنه كان مشمس.



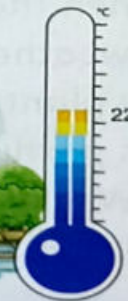
2

Talking about the weather in the different cities.

للسؤال عن حالة الطقس في المدن المختلفة.

What's the weather like in Aswan in winter ?

ما حالة الطقس في أسوان في الشتاء ؟




It's warm.

إنه دافئ.



★ Look and read.

انظر واقرأ.

It's cold and  cloudy in Alexandria today, but it isn't

1



windy.

2

In Cairo, it's



warm today, and it's very



humid.

3

There was



thunder and lightning in Alexandria this morning.

4

There is



rain in Port Said today. There is water in all parts of the city.

5

It's a very hot and



sunny day. There is



drought in my village.

6

It's very



foggy in Sinai and it is



snowing at the top of the mountain range.

Activities | on Lessons 6&7

1 Complete the following mini dialog.

أكمل المحادثة القصيرة التالية.

hot - yesterday - weather

A : What is the (1) like in Aswan in summer ?

B : It's (2)

2 Read, order and write.

اقرأ، رتب واكتب.

1. is - today - What - like - the weather ?

2. drought - my village - There - in - is.

3. weather - for - Warm - farming - good - is.

4. humid - Cairo - It's - in - very.

3 Choose the correct answer between brackets.

اختر الإجابة الصحيحة مما بين الأقواس.

1. The weather is (sun - cloud - sunny) today.

2. It is (warm - sunny - cold) in winter.

3. We can grow different kinds of (crops - oases - ranges).

4. We need sun and (sand - rain - moon) to grow plants.

5. We see the (sound - lightning - river) in the sky.

4 Look and write a sentence under each picture.

انظر واكتب جملة أسفل كل صورة.

1.



2.



5 Look, unscramble and write.

انظر، اعد ترتيب الحروف واكتب.

1.



o d c l

2.



d i n w y

3.



u h i m d

4.



a n y i r

6 Read and match (A) with (B).

اقرأ وصل العمود (A) بالعمود (B).

[A]

1. The weather was
2. Warm weather
3. It's rainy

[B]

- ☐ a. different crops.
- ☐ b. and windy today.
- ☐ c. hot yesterday.
- ☐ d. is good for farming.

7 Read and write True (T) or False (F).

اقرأ واكتب صح (T) أو خطأ (F).

Warm weather is good for farming. We need sun and rain to grow plants. When there is no water and the weather is too hot, we can't grow plants. In the Nile Delta, it's partly sunny and partly rainy. We can grow different kinds of crops.

1. Warm weather is bad for farming.
2. When there is no water, we can't grow plants.
3. We can grow different kinds of crops.

T	F
<input type="checkbox"/>	<input type="checkbox"/>
<input type="checkbox"/>	<input type="checkbox"/>
<input type="checkbox"/>	<input type="checkbox"/>

8 Punctuate the following sentences.

ضع علامات الترقيم للجمل الآتية.

1. it's warm in cairo

2. what is the weather like in Aswan

Lessons 8&9

- Listening and reading
- Reading

I

Vocabulary

Key Vocabulary

Traditional products in Egypt



colorful glass
زجاج ملون



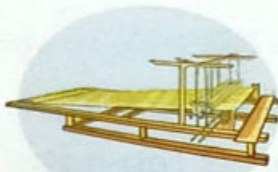
furniture أثاث



palm tree شجرة نخيل



papyrus reed نبات البردي




loom نول



carpet سجادة [كبيرة]



basket سلة



rug سجادة [صغيرة]

Extra vocabulary

Nubia	النوبة [في مصر والسودان]	traditional	تقليدي	wooden	خشبي
southern	جنوبي	way	طريقة	countries	دول
northern	شمالي	well-known = famous	مشهور	silk	حرير
together	معاً	perfect	مثالي	port	ميناء
expensive	غالي [التمن]	size	حجم / مقاس	product	منتج
soft	ناعم	bathroom	حمام	desk	مكتب
reeds	اعواد قصب			sand	رمال

Conjugation of verbs

تصريف الأفعال

Regular

Present

travel يسافر
paint يلون
store يخزن

Past

traveled
painted
stored

Irregular

Present

sell يبيع
buy يشتري
weave ينسج / يحبك
drink يشرب

Past

sold
bought
weaved / wove
drank

Important expressions and prepositions

تعبيرات وحروف جر هامة

- along the River Nile على طول نهر النيل
- all around the world حول العالم
- blow glass بشكل زجاج بالنفخ
- famous for مشهور بـ
- made of مصنوع من
- perfect for مثالي لـ



Pop Quiz on Vocabulary

1 Look and write the missing letters.

انظر واكتب الحروف الناقصة.

1.



f _ rni _ ur _

2.



c _ r _ et

3.



ba _ _ et

4.



l _ o _

2 Look and write the words.

انظر واكتب الكلمات.

1.



2.



3.



4.



II

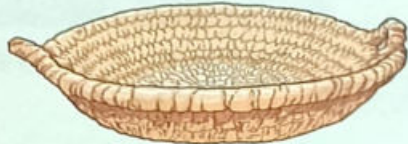
Listening and Reading

Traditional products in Egypt

★ Listen and read.

استمع واقرأ.

1




Nubia is a place along the River Nile, in southern Egypt and northern Sudan. Nubia is famous for making baskets. People use papyrus reeds and palm tree leaves to make the baskets. They weave the leaves or reeds together.

2



In **Damietta**, there are lots of places where people make furniture. Damietta is a port, so boats can travel to and from other countries. People in Damietta sell the furniture in Egypt and all around the world.

3



Al-Fayoum is a city in Egypt. People used sand to blow colorful glass in different shapes. It was beautiful and famous. Today, there are places in Cairo where people make glass objects in the traditional way.

4



Giza is well-known for making carpets and rugs. They are very beautiful and people all over the world buy them. People use wool, cotton or silk to weave the carpets on a loom. There are lots of schools in Giza where people can learn to weave carpets.

المنتجات المحلية في مصر
١. النوبة مكان على طول نهر النيل، في جنوب مصر وشمال السودان. تشتهر النوبة بصناعة السلال. يستخدم الناس نبات البردي وأوراق النخيل لصنع السلال. ينسجون الأوراق أو القصب معًا.
٢. يوجد في دمياط الكثير من الأماكن التي يصنع فيها الناس الأثاث. دمياط ميناء لذلك يمكن للقوارب السفر من وإلى الدول الأخرى. يبيع الناس في دمياط الأثاث في مصر وجميع أنحاء العالم.
٣. الفيوم هي مدينة في مصر. استخدم الناس الرمل لتشكيل الزجاج الملون إلى أشكال مختلفة بالنفخ. كانت جميلة ومشهورة. اليوم، هناك أماكن في القاهرة يصنع فيها الناس أشياء زجاجية بالطريقة التقليدية.
٤. تشتهر الجيزة بصناعة السجاد والبساط. إنها جميلة جدًا ويشتريها الناس في جميع أنحاء العالم. يستخدم الناس الصوف أو القطن أو الحرير لنسج السجاد على النول. هناك الكثير من المدارس في الجيزة حيث يمكن للناس تعلم نسج السجاد.

★ Look, read and match.

انظر، اقرأ وصل.

These colorful baskets from Nubia are in lots of different sizes. Some are big and some are small. You can use the smallest ones for things on your desk or in your bathroom. You can use the biggest ones to store clothes or toys.

هذه السلال الملونة من النوبة بأحجام مختلفة. بعضها كبير وبعضها صغير. يمكنك استخدام أصغرها للأشياء على مكتبك أو في المرحاض. يمكنك استخدام أكبرها لتخزين الملابس أو الألعاب.



EGP. 250

This rug is from Giza. It's expensive, but it's very beautiful and it's big. It's made of wool and it's very soft. There's a picture of animals on it - horses and birds.

هذه السجادة من الجيزة. إنها باهظة الثمن ولكنها جميلة جدًا وكبيرة. إنها مصنوعة من الصوف وهي ناعمة جدًا. عليها صورة حيوانات - خيول وطيور.



EGP. 100

This wooden chair is from Damietta. It is perfect for a child's bedroom. You can paint it different colors - white, gray, red or blue.

هذا الكرسي الخشبي من دمياط. إنه مثالي لغرفة نوم الطفل. يمكنك تلوينه بألوان مختلفة - أبيض، رمادي، أحمر أو أزرق.



EGP. 75

These glasses are from Cairo. They are made of blue and red glass. You can use them to drink water or juice.

هذه الزجاجات من القاهرة. إنها مصنوعة من الزجاج الأزرق والأحمر. تستطيع استخدامها في شرب المياه أو العصير.



EGP. 400

Activities

on Lessons 8&9

اقرأ وصل.

1 Read and match.

1. These are colorful glasses. •
2. This wooden chair is from Damietta. •
3. The carpet is expensive. •



EGP. 5700



2 Read and complete with the words from the box.

اقرأ واكمل بالكلمات من المربع.

learn – weave – sell

Giza is well-known for making carpets and rugs. They are very beautiful and people all over the world buy them. People use wool, cotton or silk to (1) the carpets on a loom. There are lots of schools in Giza where people can (2) to weave carpets.

3 Choose the correct answer between brackets.

اختر الإجابة الصحيحة مما بين الأقواس.

1. People (grow - weave - cook) the leaves together to make baskets.
2. Nubia is (famous - bad - excited) for making baskets.
3. Damietta is a (mountain - port - lake).
4. We use sand to (blow - paint - draw) colorful glass.
5. People use (glass - silk - plastic) to weave carpets.

4 Read, order and write.

اقرأ، رتب واكتب.

1. can - buy - Where - furniture - you ?

2. is - along - Nubia - Nile - a place - the River.

5 Look, read and complete.

انظر، اقرأ واكمل.

baskets - carpets - silk

1.



They weave very beautiful

2.



People use palm tree leaves to make

6 Look, unscramble and write.

انظر، اعد ترتيب الحروف واكتب.

1.




o o l m

2.



t e a k s b

3.



u r g

7 Read and write True (T) or False (F).

اقرأ واكتب صح [T] أو خطأ [F].

In Damietta, there are lots of places where people make furniture. Damietta is a port, so boats can travel to and from other countries. People in Damietta sell the furniture in Egypt and all around the world.

1. There are lots of places where people make furniture in Giza.
2. Damietta is an oasis.
3. People in Damietta sell the furniture all around the world.

T	F
<input type="checkbox"/>	<input type="checkbox"/>
<input type="checkbox"/>	<input type="checkbox"/>
<input type="checkbox"/>	<input type="checkbox"/>

8 Punctuate the following sentence.

ضع علامات الترقيم للجملة الآتية.

what products are made in giza

Lessons 10 & 11

- Learn Phonics with Busy Bee !
- Math : Graphs

I

Phonics

★ Listen and repeat.

استمع وردد.

• The letters **cl** make the sound /kl/.



cloud سحابة



clock ساعة حائط



clown مهرج



clay صلصال



clap يصفق

• The letters **fl** make the sound /fl/.



flood فيضان



flag علم



flute آلة الفلوت / مرمار

• The letters **pl** make the sound /pl/.



plants نباتات



plane طائرة



plate طبق مسطح



planet كوكب



play يلعب



Pop Quiz on Phonics

1 Look and write the words.

انظر واكتب الكلمات.

1.



2.



3.



4.



2 Read, sort and write.

اقرأ، صنف واكتب.

cloud - flood - plants - clock - flag - plane - play - clay - fly

/kl/	/fl/	/pl/
.....
.....
.....

II

Math

Vocabulary

Key Vocabulary

time	وقت	bar graph	شريط رسم بياني
x-axis	المحور السيني	y-axis	المحور الصادي
information	معلومات	measure	يقيس


Extra vocabulary

distance	مسافة	close	قريب
compare	يقارن	far away	بعيد
line	خط	label	يصنف / يميز

★ Look, listen and read.

انظر، استمع واقرأ.

I live in Cairo with my family. We like to **travel**⁽¹⁾ to other places in Egypt. Sometimes we go **by car**⁽²⁾. Sometimes we go by train. I like to visit different places to learn about Egypt. Some of them are **close**⁽³⁾, and some of them are **far away**⁽⁴⁾.



- أنا أعيش في القاهرة مع عائلتي. نحن نحب السفر إلى أماكن أخرى في مصر. أحياناً نذهب بالسيارة. أحياناً نذهب بالقطار. أنا أحب زيارة المدن المختلفة للتعلم عن مصر. بعضهم قريب وبعضهم بعيد.

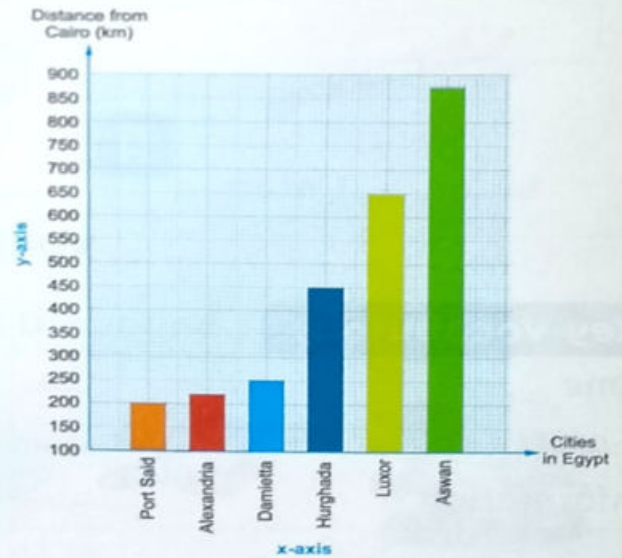
(1) يسافر (2) بواسطة السيارة (3) قريب (4) بعيداً

★ Look and read.

انظر واقرأ.

A bar graph is a good way to show information. The x-axis is the line that goes across the bottom. It shows the different groups we are measuring. The y-axis is the line that goes up. It shows how much or how many of a thing there is.

A graph shows us how to compare things, for example, distance, temperature or time. We label the x-axis and the y-axis to show what we are comparing.



- يعد الرسم البياني الشريطي طريقة جيدة لعرض المعلومات. المحور السيني هو الخط الذي يمر في الأسفل. إنه يظهر المجموعات المختلفة التي نقيسها. المحور الصادي هو الخط الذي يرتفع لأعلى. إنه يوضح مقدار أو عدد الأشياء الموجودة. يوضح لنا الرسم البياني كيفية مقارنة الأشياء، على سبيل المثال، المسافة أو درجة الحرارة أو الوقت. نقوم بتسمية المحور السيني والمحور الصادي لإظهار ما نقيسه.

III Language

1 How far ?

كم المسافة ؟

★ We use "How far ?" to ask about distance.

★ نحن نستخدم "How far ?" للسؤال عن المسافة.

How far is it from Cairo to Alexandria ?

كم المسافة من القاهرة إلى الإسكندرية ؟



It's about 200 km.

إنها حوالي ٢٠٠ كيلومتر.



2 Which ?

أى ؟

★ We use "Which ?" to choose between two things.

★ نحن نستخدم "Which ?" للتخيار بين شيئين.

Which is closer to Cairo - Port Said or Damietta ?

أيهما أقرب للقاهرة - بورسعيد أم دمياط ؟



Port Said. بورسعيد.



- Help your child use "How far ?" to ask about distance.
- Help your child use "Which ?" to choose between two things.

- ساعد طفلك أن يستخدم "How far ?" للسؤال عن المسافة.
- ساعد طفلك أن يستخدم "Which ?" للتخيار بين شيئين.

Activities | on Lessons 10 & 11

1 Listen and write the missing sound.

استمع واكتب الصوت الناقص.
نصوص الاستماع في نهاية الكتاب

1.



__ own

2.



__ ay

3.



__ anet

4.



__ ood

2 Complete the following mini dialog.

أكمل المحادثة القصيرة التالية.

drawing - graph - closer

A : What are you (1) _____ ?

B : I'm drawing a bar (2) _____ .

3 Read, order and write.

اقرأ، رتب واكتب.

1. Cairo - I - in - live.

2. live - near - People - like to - river - the.

3. is - to Luxor - How far - from - Cairo - it ?

4 Choose the correct answer between brackets.

اختر الإجابة الصحيحة مما بين الأقواس.

1. Which is (closer - thinner - fatter) to Cairo - Damietta or Alexandria ?

2. A graph shows us how to (compare - make - come) things.

3. We like to (run - travel - play) to other countries.

4. A (bar - gas - far) graph is a good way to show information.

5 Read and write True (T) or False (F).

اقرأ واكتب صح (T) أو خطأ (F).

I live with my family. We like to travel to other places in Egypt. Sometimes we go by train. I like to visit different places to learn about Egypt. Some of them are close, and some of them are far away.

1. We like to travel to other places in Egypt.
2. Sometimes we go by train.
3. I don't like to learn about Egypt.

T	F
<input type="checkbox"/>	<input type="checkbox"/>
<input type="checkbox"/>	<input type="checkbox"/>
<input type="checkbox"/>	<input type="checkbox"/>

6 Look, unscramble and write.

انظر، اعد ترتيب الحروف واكتب.

1.



a f l g

2.



a p e l t

3.



p e n l a

4.



d l o u c

7 Look, read and complete.

انظر، اقرأ واكمل.

clock - flag - Clap



1. There's a on the wall.



2. your hands.

8 Read and circle (✓) or (X).

اقرأ وضع دائرة حول [✓] أو [X].

1.



clay
(✓ / X)

2.



flute
(✓ / X)

3.



flag
(✓ / X)

4.



clock
(✓ / X)

Skills



هذا الجزء يمكنك من ربط الكلمات التي درستها بجمل
ليساعدك على التمكن من مهارة القراءة والكتابة

Reading & writing skills :

Topic	Guiding words	Sentences
Farm animals	sheep - ducks	We saw horses, sheep, cows and ducks.
	short - ears	The rabbit has four short legs and long ears.
	cow - grass	The cow eats grass.
	wings - beak	The duck has wings, feathers and a beak.
	horse - tail	The horse has short ears and a tail.
Animal products	wool - milk	We get wool and milk from sheep.
	eggs - meat	We get eggs and meat from chickens.
	cows	We get meat and milk from cows.
	goats	We get wool, milk and meat from goats.
Different places	learn - animals	We can learn about animals at the farm.
	visit - library	We went to Alexandria to visit the library.
	go swimming	We went to the beach to go swimming.
	desert	We went to the desert to see the oasis.
	school	We go to school to learn about the world.
The desert	hot - empty	The desert is hot and empty.
	sand dunes	There are sand dunes in the desert.
	animals - plants	There are some animals but not a lot of plants.
	oases	There are oases in the desert.
The High Dam	High Dam	The High Dam is very big.
	years old	It is about 48 years old.
	built - control	People built it to control the Nile River.
	electricity	They use it to make electricity.

Review on Unit 7



cl



cloud



clown



clock

fl



flood



flag



flute

pl



plane



plants



play

Vocabulary

Phonics

Where is it from?

Language

Geography

- Do we get wool from sheep?
- Yes, we do.



- What's the weather like today?
- It's rainy.



- What was the weather like yesterday?
- It was sunny.



There are deserts and mountains in Egypt.



There are pyramids and temples.

Activities | on Unit 7

1 Listen and write the missing sound.

استمع واكتب الصوت الناقص

تصوّر الاستماع في نهاية الكتاب

1.



__ oud

2.



__ anet

3.



__ ag

4.



__ own

2 Complete the following mini dialog.

أكمل المحادثة القصيرة التالية

eggs - foggy - milk

A : Do we get (1) _____ from chickens ?

B : No, we get (2) _____ and meat from chickens.

3 Look and write the missing letters.

انظر واكتب الحروف الناقصة

1.



b _ _ ket

2.



o _ s _ s

3.



m _ _ nt _ _ n

4.



b _ _ k

4 Choose the correct answer between brackets.

اختر الإجابة الصحيحة مما بين الأقواس.

1. We exercise (in - for - to) get fit.

2. There (is - are - has) a long river in Egypt.

3. The duck has got (hands - wings - arms).

4. Farmers grow (clothes - cotton - machines).

5 Look, read and complete.

انظر، اقرأ واكمل.

wood - farm - wool



1. There are many animals on the _____.



2. We get _____ from sheep.

6 Look, unscramble and write.

1.



s l i o v e

2.



e m t l p e

3.



a i t l

انظر، اعد ترتيب الحروف واكتب.

7 Read and complete with the words from the box.

اقرأ واكمل بالكلمات من المربع.

wool – cotton – products

We went to the farm to see animals. We learned about animals (1) We get lots of things from animals. We get (2) and milk from sheep. We get eggs from chickens.

8 Look and write a sentence under each picture.

انظر واكتب جملة أسفل كل صورة.

1.



2.



9 Read and match (A) with (B).

اقرأ وصل العمود [A] بالعمود [B].

[A]

1. We recycle paper

2. Al-Fayoum is a city

3. This rug is made

[B]

☐ a. of wool.

☐ b. in Egypt.

☐ c. to look after the environment.

10 Look, read and answer.

انظر، اقرأ واجب.

1. What's the weather like in Aswan ?

2. Do we get meat from cows ?



UNIT EIGHT

Don't get lost !

لا تضل الطريق !



• Unit Eight Objectives

By the end of the unit, your child will be able ...

بنهاية هذه الوحدة، سيكون طفلك قادر على ...

Lessons 1 & 2

Objectives :

- To talk about transportation أن يتحدث عن وسائل المواصلات

Vocabulary :

- station, go straight, turn left / right, airport, port محطة، سِر بشكل مستقيم، اتجه يسارًا / يمينًا، مطار، ميناء

Language :

- Where would you like to go ? أين تود أن تذهب ؟

Lessons 3 , 4 & 5

Objectives :

- To talk about everyday activities

أن يتحدث عن الأنشطة اليومية

Vocabulary :

- ticket agent, railroad engineer, conductor, station master, flight attendant, travel, adult ticket, platform صراف بيع تذاكر، سائق قطار، كمسري، ناظر المحطة، مضيفة طيران، مسافر، تذكرة للبالغين، رصيف قطار

Language :

- Can I buy a ticket here ? هل يمكنني شراء تذكرة هنا ؟

Lessons 6 & 7

Objectives :

- To revise telling the time أن يراجع الإخبار عن الوقت
- To learn to read train schedules أن يتعلم قراءة جدول مواعيد القطار

Vocabulary :

- hour, number, minute, start, travel, leave, get to, stop ساعة، رقم، دقيقة، يبدأ، يسافر، يغادر، يصل إلى، يتوقف

Language :

- What's the time ? ما الوقت ؟
- There are four trains in total. يوجد إجمالي ٤ قطارات.

Lessons 8 , 9 & 10

Objectives :

- To understand and say directions أن يفهم ويقول الاتجاهات

Vocabulary :

- between, across from, next to, need, organized, list بين، في الجهة المقابلة، بجانب، يحتاج، منظم، قائمة

Language :

- It's next to the hotel. إنها بجانب الفندق.

Lesson 11

Objectives :

- To pronounce words with (tr , fr and pr) أن ينطق كلمات بها (tr , fr , pr)

Vocabulary :

- train, frog, present, truck, Fred, press قطار، ضفدع، هدية، شاحنة، فريد، يضغط

Lessons 1&2

- Speaking
- Vocabulary
- Reading and Writing

I Vocabulary

Key Vocabulary

Places أماكن



station
محطة



airport
مطار



gas station
محطة وقود



port
ميناء



café
مقهى

Transportation وسائل النقل



boat
قارب



taxi
سيارة أجرة



ferry
عبّارة [نهرية]



airplane
طائرة

Ways طرق



railroad
سكة حديد



water
ماء



highway
طريق سريع



sky
سما

Extra vocabulary

turn left

اتجه يسار

turn right

اتجه يمين

go straight

سر بشكل مستقيم

please

من فضلك

II

Listening and Speaking

★ Listen and read.

استمع واقرأ.

1 Can I play ?
هل بإمكانى اللعب ؟

2 Yes, you can. Where would you like to go ?
نعم، تستطيع. أين تود أن تذهب ؟

3 I would like to go to the station, please.
أحب أن أذهب إلى المحطة، من فضلك.

4 Go straight. Then turn right. The station is next to the café.
سير بشكل مستقيم. ثم استدر يمينا. المحطة بجانب المقهى.

5 There is the station.
تلك هي المحطة.

6 Thank you.
شكرا لك.

Notes for
parents

• Help your child listen to the dialogue and let him/her read what he/she listens to correctly.

• ساعد طفلك في الاستماع إلى المحادثة ودعه يقرأ ما يسمعه بطريقة صحيحة.

III

Language function

1

To ask and answer about places you like to go.

للسؤال والإجابة عن رغبتك في الذهاب لمكان ما.

Where would you like to go ?

I would like to go to place , please.

Where would you like to go ?

أين تود أن تذهب ؟

I would like to go to Luxor, please.

أرغب في الذهاب إلى الأقصر، من فضلك.



2

To ask and answer about how to go somewhere.

للسؤال والإجابة عن كيفية ذهابك لمكان ما.

How would you go to place ?

كيف ستذهب إلى المكان ؟

I would like to go to place by transportation .



How would you go to Cairo ?

كيف تود أن تذهب إلى القاهرة ؟

I would like to go to Cairo by car.

أنا أود الذهاب إلى القاهرة بالسيارة.



Notice

1. We use "by" before transportation to express the way we go somewhere.



- نستخدم [by] قبل وسائل المواصلات.




2. We put the verb in "inf." after "to".

- نضع الفعل في المصدر بعد [to].



★ Read and identify.

اقرأ وتعرف.

1 Trains  travel on a railroad  .
تسير القطارات على السكة الحديدية.


2 Ferries  and boats  travel on water  .
تبحر العبّارات النهرية والقوارب في الماء.


3 Cars  and taxis  travel on a highway.
تسير السيارات وسيارات الأجرة على الطريق السريع.


4 Airplanes  travel on the sky  .
تحلق الطائرات في السماء.


★ Listen and read.

استمع واقرأ.

1  A taxi and a car stop at a gas station.

2  A boat stops at a port.

3  An airplane stops at an airport.

4  A train stops at a station.

Activities | on Lessons 1&2

1 Complete the following mini dialog.

أكمل المحادثة القصيرة التالية.

How – Where – train

Fatma : (1)..... would you go to Alexandria ?

Rehab : I would like to go to Alexandria by (2)..... .

2 Read, order and write.

اقرأ، رتب واكتب.

1. would – go – Cairo – How – to – you ?

2. travel – Cars – on – highway – a.

3 Choose the correct answer between brackets.

اختر الإجابة الصحيحة مما بين الأقواس.

1. The (taxi – train – airplane) stops at the airport.
2. I go to Aswan (on – in – by) train.
3. I would (like – have – be) to go to Aswan, please.
4. Trains travel on a (water – highway – railroad).
5. Go (straight – left – right) on this street.
6. I would like to (go – going – went) to the station, please.
7. I want to drink coffee. I'll go to the (market – office – café).
8. (Can – Are – Do) I play ? – Yes, you can.
9. The boat travels on (sky – railroad – water).
10. A train stops at a (station – port – highway).
11. (Cars – Airplanes – Ferries) travel on the sky.
12. A : (How – What – Where) would you go to Cairo ? B : By car.

4 Look, read and answer.

انظر، اقرأ واجب.

1. How would you go to Luxor ?



2. Where would you like to go ?



5 Look, read and complete.

انظر، اقرأ واكمل.

airport – port – gas station

1.



The boat stops at a/an

2.



I would like to go to the

6 Read and match (A) with (B).

اقرأ وصل العمود [A] بالعمود [B].

[A]

1. The airplane is
2. Trains stop
3. I would like to
4. How would you like

[B]

- ☐ a. at the station.
- ☐ b. go to Luxor by a ferry.
- ☐ c. to go to Cairo ?
- ☐ d. in the airport.
- ☐ e. at a gas station.

7 Look and write the missing letters.

انظر واكتب الحروف الناقصة.

1.



ra _ lr _ _ d

2.



a _ _ p _ rt

3.



w _ t _ r

4.



t _ _ i

8 Punctuate the following sentences.

ضع علامات الترقيم للجمل الآتية.

1. the train stops at a station

2. the gas station is next to my school

Lessons 3,4&5

- Reading : Transportation jobs
- Can I buy a ticket here ?
- Issues

I Vocabulary

Key Vocabulary

Transportation jobs



flight attendant
مضيفة جوية



station master
ناظر المحطة



ticket agent
موظف بيع التذاكر



pilot
طيار



railroad engineer
سائق قطار



conductor
مراقب التذاكر (مُسَير)



mechanic
ميكانيكي



co-pilot
مساعد طيار

Extra vocabulary

passengers	ركاب	everyone	كل شخص	schedule	جدول زمني
engine	محرك	platform	رصيف (محطة قطار)	adult ticket	تذكرة البالغين

Conjugation of verbs

تصريف الأفعال

Regular

Present

miss	يقف / يفقد
arrive	يصل
fix	يصلح
check	يفحص

Past

missed
arrived
fixed
checked

Irregular

Present

give	يعطي
leave	يفادر
fly	يطير
tell	يخبر

Past

gave
left
flew
told

Important expressions and prepositions

تعبيرات وحروف جر هامة

• get on	- يركب	• get off	- ينزل من
• in charge of	- مسئول عن	• on time	- في الوقت المحدد

II

Listening and Reading

★ Look, listen and read.

انظر ، استمع واقرأ.

Airplanes are the fastest way to travel. A pilot flies a plane. A co-pilot helps the pilot. There are flight attendants on an airplane. They help the passengers.



الطائرات هي أسرع وسيلة للسفر. الطيار يقود الطائرة. مساعد الطيار يساعد الطيار. هناك مضيفات طيران على متن الطائرة. إنهم يساعدون الركاب.

A train travels on a railroad. Passengers get on and off a train at a station. A train needs to get to the station on time. A schedule tells passengers the times of the trains. A railroad engineer drives the train. A station master helps people at the station. A conductor travels on the train and checks the passengers' tickets.



القطار يسافر على خط السكة الحديد. الركاب يركبون وينزلون من القطار في المحطة. يجب أن يصل القطار إلى المحطة في الوقت المحدد. الجدول الزمني يخبر الركاب بوقت وصول القطارات. سائق القطار يقود القطار. ناظر المحطة يساعد الناس في المحطة. الكمسري يسافر في القطار. يفحص تذاكر الركاب.

A mechanic checks the engines and fixes anything that is broken.

الميكانيكي يفحص المحركات ويصلح أي شيء مكسور (معطل).



You need a ticket to travel on some types of transportation. A ticket agent sells tickets to the passengers.

أنت تحتاج التذكرة للسفر في بعض وسائل المواصلات. الصراف يبيع التذاكر للركاب.



★ Look and identify.

انظر وتعرف.

Transportation that needs a ticket



train




plane



bus

★ Listen and read.

استمع واقراً.



- Ticket agent :** Hello! Can I help you ? - مرحباً ! أيمكنني مساعدتك ؟
- Laila :** We would like to go to Giza, please. - نود الذهاب إلى الجيزة، من فضلك.
- Ticket agent :** You need to buy a ticket for the train. - أنت بحاجة لشراء تذكرة قطار.
- Laila :** Can I buy a ticket here ? - هل يمكنني شراء تذكرة من هنا ؟
- Ticket agent :** Yes, you can. How many people are traveling ? - نعم، يمكنك. كم عدد الأشخاص المسافرين ؟
- Laila :** One adult and one child, please. - شخص بالغ وطفل واحد، من فضلك.
- Ticket agent :** That will be 160 pounds, please. - ذلك سيكون ١٦٠ جنيهًا، من فضلك.
- Laila :** Here you are. - تقبل.
- Ticket agent :** Thank you. Here is your ticket. This is the adult ticket. Give it to your dad, please. - شكرًا لك. تقبل تذكرتك. هذه تذكرة الشخص البالغ. أعطاها لوالدك، من فضلك.
- Laila :** Which platform do we need to go to ? - ما هو الرصيف الذي نحتاج الذهاب إليه ؟
- Ticket agent :** You need to go to platform 4. The train arrives there in ten minutes. - يجب أن تذهبوا إلى الرصيف رقم [٤]. يصل القطار إلى هناك في غضون ١٠ دقائق.
- Laila :** Where is platform 4 ? - أين الرصيف رقم [٤] ؟
- Ticket agent :** Go straight. Then turn right. - سير بشكل مستقيم، ثم أنعطف يمينًا.
- Laila :** Thank you. - شكرًا لك.
- Ticket agent :** Have a good trip ! - أتمنى لك رحلة موفقة !

• Help your child listen to the dialogue and let him/her read what he/she listens to correctly.

• ساعد طفلك أن يستمع إلى المحادثة ودعه يقرأ ما يسمعه بطريقة صحيحة.

★ Read and identify.

The importance of good timekeeping أهمية الالتزام بالمواعيد

We need to be on time



Pop Quiz on Reading

★ Look and tick (✓) the pictures that have people who are on time in **green** and people who missed their time in **red**.



Activities | on Lessons 3,4&5

1 Read, order and write.

اقرأ، رتب واكتب.

1. people - How - traveling - many - are ?

2. arrives - train - The - ten - in - minutes.

2 Look and write the words.

انظر واكتب الكلمات.

1.



2.



3.



4.



3 Complete the following mini dialog.

أكمل المحادثة القصيرة التالية.

passengers – help – attendant

Emad : Who helps the (1)..... on an airplane ?

Khaled : The flight (2)..... helps them.

4 Choose the correct answer between brackets.

اختر الإجابة الصحيحة مما بين الأقواس.

1. (Airplanes – Bikes – Buses) are the fastest way to travel.
2. A station (engineer – master – attendant) helps people at the station.
3. There are (flight attendants – mechanics – conductors) on an airplane.
4. A / An (attendant – conductor – engineer) checks the passengers' tickets.
5. A railroad (attendant – conductor - engineer) drives the train.
6. (Co-pilots - Pilots - Passengers) get on and off a train at a station.
7. A mechanic (tells - fixes - sells) anything that is broken in engines.
8. A / An (schedule - engine - railroad) tells passengers the times of the train.
9. A ticket agent (travels - helps - sells) tickets to the passengers.
10. Have a good (train – plane – trip)!
11. The train left ten (minutes – years – days) ago.
12. Can I (buy – tell – come) a ticket here ?
13. Oh no! I (missed – lost – took) the train.

5 Read and write True (T) or False (F).

اقرأ واكتب صح (T) أو خطأ (F).

A train travels on a railroad. Passengers get on and off a train at a station. A train needs to get to the station on time. A schedule tells passengers the times of the trains. A railroad engineer drives the train. A station master helps people at the station. A conductor travels on the train and checks the passengers' tickets.

1. A train travels on a railroad.
2. A station master helps people at the station.
3. A train doesn't need to get to the station on time.

T	F
<input type="checkbox"/>	<input type="checkbox"/>
<input type="checkbox"/>	<input type="checkbox"/>
<input type="checkbox"/>	<input type="checkbox"/>

6 Look and write the missing letters.

انظر واكتب الحروف الناقصة.

1.



con _ uct _ r

2.



t _ ck _ t

3.



p _ lo _

4.



p _ ssen _ ers

7 Read and match (A) with (B).

اقرأ وصل العمود [A] بالعمود [B].

- [A]
1. Can I
 2. We would like to
 3. A co-pilot helps

- [B]
- a. at 7 o'clock.
 - b. the pilot.
 - c. go to Giza, please.
 - d. help you ?

8 Look and write a sentence under each picture.

انظر واكتب جملة أسفل كل صورة.

1.



2.



Lessons 6&7

- Connect with Math: telling the time
- Reading

★ Look, read and identify.

انظر، اقرأ وتعرف.



There are 12 hours on a clock. An hour has 60 minutes. The minute hand on the clock goes around once in an hour.

The hour



Number of minutes past the hour.

8 o'clock



The long hand is the minutes hand.

The short hand is the hours hand.


• Help your child to identify and tell the time.

• ساعد طفلك أن يتعرف على الوقت وكيفية الإخبار عن الوقت

1. When the minutes hand points to number 12, we say (number) o'clock. The hours hand is pointing to number 3. It is 3 o'clock.
 عندما يكون العقرب الكبير على الرقم ١٢ والعقرب الصغير على أي رقم (مثلاً ٣) تكون الساعة هي الرقم الذي يشير إليه العقرب الصغير.
 (فتكون الساعة الثالثة تماماً) كما في الصورة.
2. When the minutes hand points to number 6, we say thirty. The hours hand is pointing to number 3, it is half past three.
 عندما يكون العقرب الكبير على الرقم ٦، نقوم بقراءة الرقم والنصف فعندما يشير عقرب الساعة مثلاً على رقم (٣) فتكون الساعة الثالثة والنصف.

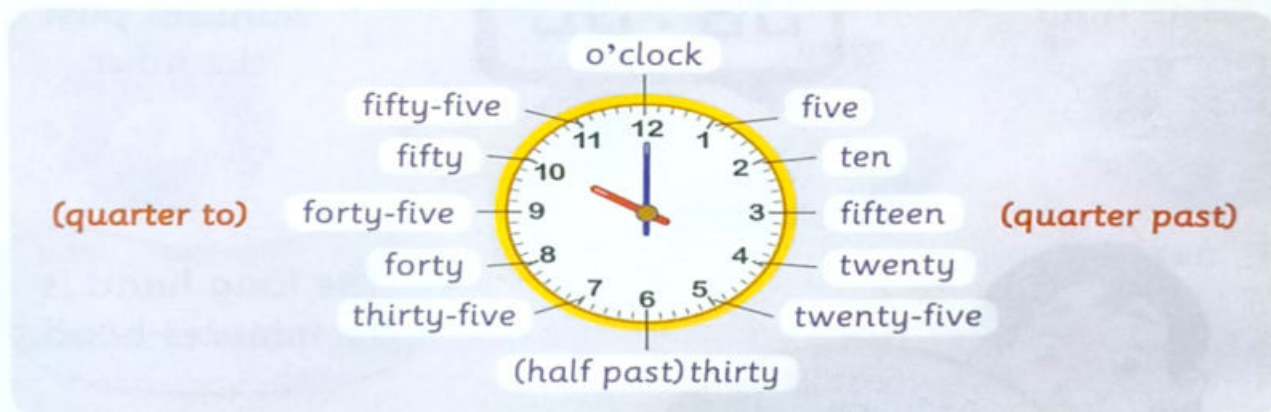
★ Look and identify.

انظر وتعرف.



★ Look, read and say.

انظر، اقرأ وقل.



Asking and telling the time

السؤال والإخبار عن الوقت

What's the time ?
What time is it now ?

الوقت
It's



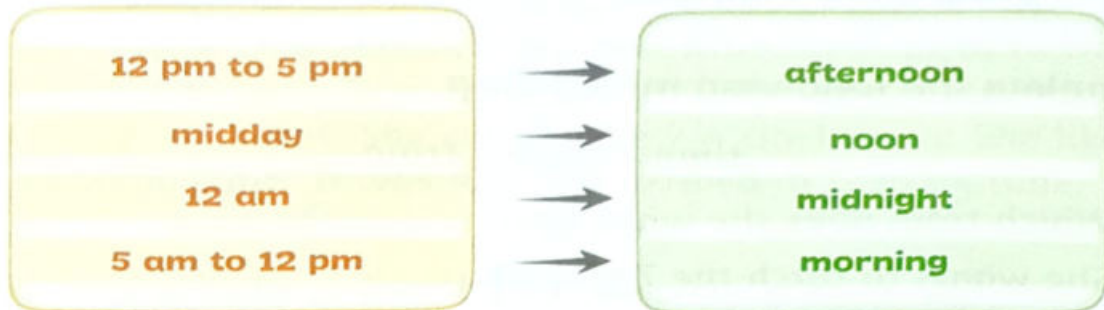
What time is it ?
كم الوقت ؟

It's four o'clock.
إنها الساعة الرابعة تمامًا.



★ Read and learn.

اقرأ وتعلم.



★ Look, read and learn.

انظر، اقرأ وتعلم.

Giza to Alexandria schedule				
Giza	02 : 45	5 : 55	8 : 45	9 : 05
Cairo	03 : 05	6 : 15	9 : 00	—
Alexandria	06 : 20	9 : 10	—	12 : 20

1. The earliest train leaves Giza at **02 : 45**.
2. The latest train leaves Giza at **9 : 05**.
3. If you want to get to Cairo by 9 : 00 am train you need to catch the **8 : 45** train from Giza.
4. The **9 : 05** train from Giza doesn't stop in Cairo.

★ Look, read and circle.

انظر، اقرأ وضع دائرة.

Cairo to Aswan schedule				
Cairo	07 : 30 am	10 : 30 am	12 : 00 pm	06 : 15 pm
Luxor	07 : 15 pm	09 : 00 pm	10 : 30 pm	04 : 30 am
Aswan	10 : 00 pm	—	02 : 15 am	08 : 00 am

1. The 07 : 30 am train from Cairo arrives in Aswan at **07 : 15 pm / 10 : 00 pm**.
2. The 10 : 30 am train from Cairo **stops / doesn't stop** at Aswan.
3. The **12 : 00 pm / 10 : 30 pm** train from Luxor arrives in Aswan at 02 : 15 am.
4. The 06 : 15 pm train from Cairo arrives in **Aswan / Luxor** at 08 : 00 am.

- Help your child read and learn.
 - Help your child look at the schedule, read the sentences and learn.
 - Ask your child to look at the schedule, read it and circle the correct answer.
- ساعد طفلك أن يقرأ ويتعلم.
• ساعد طفلك أن ينظر إلى الجدول الزمني يقرأ الجمل ويتعلم.
• اطلب من طفلك أن ينظر إلى الجدول الزمني، يقرأ ويضع دائرة حول الإجابة الصحيحة.

Activities | on Lessons 6&7

1 Complete the following mini dialog.

أكمل المحادثة القصيرة التالية.

time - catch - train

A : Which train does she want to (1)..... ?

B : She wants to catch the 7 o'clock (2)..... .

2 Read, order and write.

اقرأ، رتب واكتب.

1. is - What - it - time ?

2. o'clock - It - four - is.

3 Look, read and complete.

انظر، اقرأ واكمل.

o'clock - thirty - minutes

1.



It's three now.

2.



We go to school at 7

4 Choose the correct answer between brackets.

اختر الإجابة الصحيحة مما بين الأقواس.

1. There are (10 - 12 - 24) hours in a day.

2. An hour has (60 - 24 - 12) minutes.

3. It's seven (minute - hour - o'clock).

4. What's the (time - watch - hour), please ? - It's nine o'clock.

5. The train arrives (on - at - in) 03:45 pm.

5 Look, read and answer.

انظر، اقرأ واجب.

What time is it?



6 Read and write True (T) or False (F).

اقرأ واكتب صح (T) أو خطأ (F).

Last Friday, Dina wanted to travel from Alexandria to Giza. She needed to be in Giza by 11:00 pm. She went to the station and bought a ticket. She caught the 7 o'clock train. She liked traveling by train. It was fun. She arrived at Giza on time.

1. Dina needed to be in Giza by 11:00 pm.
2. Dina didn't buy a ticket.
3. Dina liked traveling by train.

T	F
<input type="checkbox"/>	<input type="checkbox"/>
<input type="checkbox"/>	<input type="checkbox"/>
<input type="checkbox"/>	<input type="checkbox"/>

7 Read and match (A) with (B).

اقرأ وصل العمود (A) بالعمود (B).

- [A]
1. There are 60
 2. The train arrives
 3. What time

- [B]
- a. at 7 pm.
 - b. buy tickets.
 - c. is it now?
 - d. minutes in an hour.

8 Draw the minutes hand.

ارسم عقرب الدقائق.

1.



2.



3.



9 Read and tick (✓) or (X).

اقرأ وضع علامة (✓) أو (X).

1. It's six twenty five.


☐

2. It's 9 o'clock.


☐

10 Punctuate the following sentence.

ضع علامات الترقيم للجملة الآتية.

the earliest train leaves Giza at 02 : 45

Lessons 8,9&10

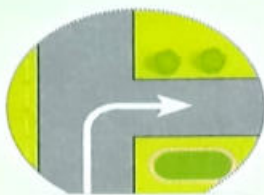
- Directions
- Giving directions
- Values

I

Vocabulary

Key Vocabulary

Giving directions إعطاء الاتجاهات



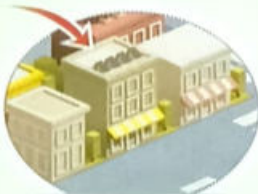
Turn right.
اتجه يميناً.



Go straight.
سير بشكل مستقيم.



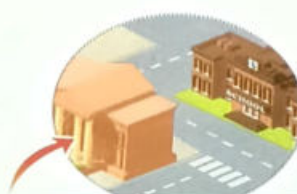
Turn left.
اتجه يساراً.



between
بين



next to
بجانب



across from
على الجانب الآخر من



opposite
مقابل

Places أماكن



shop
متجر / محل



hotel
فندق



fire station
محطة إطفاء



garage
ورشة / جراج



castle
قلعة

Extra vocabulary

passport

جواز سفر

summer holiday

الإجازة الصيفية

II

Language

Asking about places and giving directions :

للسؤال عن الأماكن واعطاء الاتجاهات :

We use "Where ?" to ask about places.

نستخدم "Where ... ?" بمعنى "أين ... ؟" للسؤال عن الأماكن.

Where's the hotel, please ?

أين الفندق، من فضلك ؟

Go straight. Turn left.

سر بشكل مستقيم. اتجه يساراً.



Where's the garage, please ?

أين الجراج، من فضلك ؟

Go straight. Turn right. It is across from the railway station.

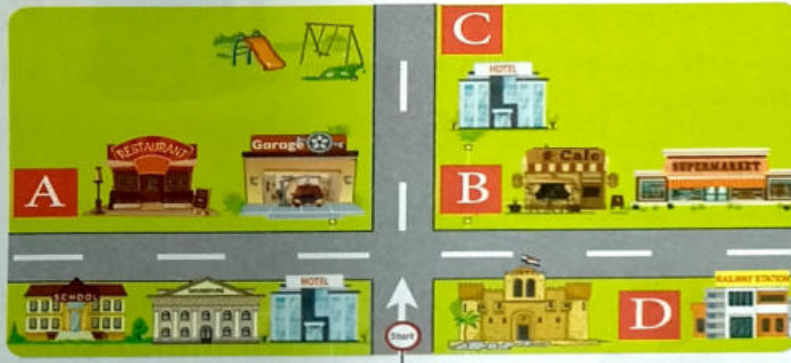
سر بشكل مستقيم. اتجه يميناً. انه في الجهة المقابلة للسكة الحديدية



Pop Quiz on Language

★ Look and answer.

انظر واجب.



1. Where is the supermarket ?
2. Where is the railway station ?
3. Where is the museum ?

• Help your child use "Where ... ?" to ask about places.

• ساعد طفلك أن يستخدم "Where ... ?" للسؤال عن الأماكن.

★ Look, read and identify.

انظر، اقرأ وتعرف.

1

I want to visit my grandparents in Kuwait. I need a **passport**⁽¹⁾, ticket, a **map**⁽²⁾ and money.

أريد أن أذهب لزيارة أجدادي في الكويت. أحتاج جواز سفر، تذكرة، خريطة ونقود.



2



I want to go to the **sports center**⁽³⁾. I need water, a cap and shoes.

أريد أن أذهب إلى المركز الرياضي. أحتاج إلى ماء، قبعة وحذاء رياضي.

3

I want to go to school. I need a bag, a pencil, a pen and a pencil case.

أريد أن أذهب إلى المدرسة. أحتاج إلى حقيبة، قلم رصاص، قلم جاف ومقلمة.



4



It's the **summer holiday**⁽⁴⁾. We always go to the beach. I need a hat, swimming suit, sunscreen and slippers.

إنها عطلة الصيف. نذهب دائماً إلى الشاطئ. أحتاج إلى قبعة، بدلة سباحة، واقي شمس وبنعال.

(1) جواز سفر (2) خريطة (3) مركز رياضي (4) اجازة صيفية

Activities | on Lessons 8,9&10

1 Complete the following mini dialog.

أكمل المحادثة القصيرة التالية.

straight - Where - between

A : (1)..... is the restaurant ?

B : It's (2)..... the hospital and the bank.

2 Read and complete with the words from the box.

اقرأ واكمل بالكلمات من المربع.

restaurant - sunscreen - beach

It's the summer holiday. We always go to the (1)..... to swim.
I need a hat, swimming suit, (2)..... and slippers.

3 Choose the correct answer between brackets.

اختر الإجابة الصحيحة مما بين الأقواس.

1. Go (left - straight - right) on this road.
2. I need a (passport - kite - chair) to travel from Kuwait to Cairo.
3. The hotel is (opposite - left - next) to the park.
4. You can turn (left - opposite - next) to find your class.
5. I want to (visit - make - go) my grandparents in Luxor.
6. I go to the (hospital - school - beach). I need a swimming suit.
7. I need (slippers - pencils - tickets) in my school.

4 Read and match.

اقرأ وصل.

1. The bank is next to the hospital. •
2. Go straight. •
3. Turn left. •



انظر، اقرأ واكمل.

5 Look, read and complete.

left - right - straight

1.



Turn

2.



Go

اقرأ، رتب واكتب.

6 Read, order and write.

1. go - You - can - straight.

2. There - a market - is - next to - the - café.

انظر واكتب الحروف الناقصة.

7 Look and write the missing letters.

1.



ca _ t _ e

2.



ga _ a _ e

3.



h _ t _ l

4.



s _ op

اقرأ وضع علامة [✓] أو [X].

8 Read and tick (✓) or (X).

1. Turn left.

2. Turn right.



انظر واكتب الكلمات.

9 Look and write the words.

1.



2.



3.



4.



Lesson

11

• Learn Phonics with Busy Bee!

Phonics

★ Listen and repeat.

استمع وردد.

t + r = tr

✿ The letters **tr** make the sound **/tr/**.



train قطار



truck شاحنة

f + r = fr

✿ The letters **fr** make the sound **/fr/**.



frog ضفدع



Fred فريد

p + r = pr

✿ The letters **pr** make the sound **/pr/**.



present هدية



press يضغط

• Help your child to listen to the words that have /tr/ , /fr/ , /pr/ sounds and repeat them.

• ساعد طفلك أن يستمع إلى الكلمات التي تحتوي على الأصوات /tr/ و /fr/ , /pr/ ويرددهم.

Activities

on Lesson 11

1 Listen and write the missing sound.

استمع واكتب الصوت الناقص.
نصوص الاستماع في نهاية الكتاب.

1.



__ ess

2.



__ esent

3.



__ uck

4.



__ ain

5.



__ og

2 Look, unscramble and write.

انظر، اعد ترتيب الحروف واكتب.

1.



r n i t a

2.



c u t r k

3.



o f r g

3 Read and circle (✓) or (X).

اقرأ وضع دائرة حول (✓) أو (X).

1.



press
(✓) / (X)

2.



Fred
(✓) / (X)

3.



present
(✓) / (X)

4.



truck
(✓) / (X)

4 Read and circle the odd sound out.

اقرأ وضع دائرة حول الصوت المختلف.

1. train - present - truck

2. press - present - frog

3. frog - truck - Fred

5 Look, read and complete.

انظر، اقرأ واكمل.

present - truck - train

1.



Fred has got
a

2.



I've got a toy

Skills



هذا الجزء يمكنك من ربط الكلمات التي درستها بجمل
ليساعدك على التمكن من مهارة القراءة والكتابة

Reading & writing skills :

Topic	Guiding words	Sentences
Transportation	railroad	Trains travel on a railroad.
	stops - station	A train stops at a station.
	on water	Ferries and boats travel on water.
	highway	Cars and taxis travel on a highway.
	airplanes - sky	Airplanes travel on the sky.
	airport	An airplane stops at an airport.
	port	A boat stops at a port.
Transportation jobs	pilot - flies	A pilot flies a plane.
	co-pilot - helps	A co-pilot helps the pilot.
	passengers	Flight attendants help the passengers.
	drives - train	A railroad engineer drives the train.
	station master	A station master helps people at the station.
	checks - tickets	A conductor checks the passengers' tickets.
	mechanic - engines	A mechanic checks the engines.
How to travel by train	ticket	You need to buy a ticket for the train.
	ticket agent - sell	A ticket agent sells tickets to the passengers.
	platform	You need to go to the right platform.
	station	You need to be in the station on time.
Giving directions	right - garage	Turn right. The park is next to the garage.
	left - hotel	Turn left. The hotel is across from the school.
	straight - hospital	Go straight. The hospital is between the museum and the station.
Your holiday	summer holiday	It's the summer holiday.
	go - beach	We go to the beach.
	need - sunscreen	We need a hat, swimming suit, sunscreen and slippers.

Review on Unit 8

café station port

ferry gas station taxi

highway sky conductor

pilot flight attendant

pr

present press

fr

frog Fred

tr

train truck



- Where would you like to go ?
I would like to go to Luxor, please.



- Where's the garage ?
Go straight. It's between the castle and the station.



- What's the time ?
It's five twenty-five.



- It's seven fifteen.
- It's quarter past seven.

Activities | on Unit 8

1 Listen and write the missing sound.

استمع واكتب الصوت الناقص.
نصوص الاستماع في نهاية الكتاب.

1.



_ _ og

2.



_ _ esent

3.



_ _ uck

4.



_ _ ed

2 Complete the following mini dialog.

اكمل المحادثة القصيرة التالية.

railroad - Luxor - like

Soad : Would you like to go on a (1) _____ ?

Nancy : Yes, I would (2) _____ to go by train.

3 Look, unscramble and write.

انظر، اعد ترتيب الحروف واكتب.

1.



k y s

2.



t i o l p

3.



h p o s

4.



l o e t h

4 Choose the correct answer between brackets.

اختر الإجابة الصحيحة مما بين الأقواس.

1. A taxi stops at a/an (gas station - port - airport).
2. I would (liked - like - likes) to go to Aswan by train.
3. (How - What - Why) time is it now ? - It's seven oh five.
4. A (conductor - mechanic - pilot) checks the passengers' tickets.
5. I want to get to Cairo (in - at - for) 9 o'clock.
6. A (co-pilot - ticket agent - station master) is in charge of the station.

انظر، اقرأ واجب.

5 Look, read and answer.

1.



- What is the time ?

2.



- How can I go to the station ?

6 Read and write True (T) or False (F).

اقرأ واكتب صح [T] أو خطأ [F].

Lamia and her cousin are going to Giza. Lamia would like to go by taxi. Her cousin Mona would like to go by bus. They didn't find a bus, so they took a taxi. They went to the zoo to see the animals. They enjoyed a lot.

1. They went to the zoo by bus.
2. They went to the Pyramids at Giza.
3. They enjoyed a lot in the zoo.

T	F
<input type="checkbox"/>	<input type="checkbox"/>
<input type="checkbox"/>	<input type="checkbox"/>
<input type="checkbox"/>	<input type="checkbox"/>

7 Read and match (A) with (B).

اقرأ وصل العمود [A] بالعمود [B].

[A]

1. The train arrives
2. The pilot
3. There are 60

[B]

- ☐ a. hours in one day.
- ☐ b. seconds in one minute.
- ☐ c. flies the airplane.
- ☐ d. at platform 3.

8 Look and write a sentence under each picture.

انظر واكتب جملة أسفل كل صورة.

1.



2.



UNIT NINE

Along the Nile

على امتداد النيل



Unit Nine Objectives

By the end of the unit, your child will be able...

► Lessons 1 & 2

Objectives :

- To talk about African animals أن يتحدث عن الحيوانات الإفريقية

Vocabulary :

- African, hippo, rhino, elephant, giraffe, wild, trunk, tusk, ivory

- إفريقي، فرس النهر، وحيد القرن، فيل، زرافة، مفترس، خرطوم، ناب، عاج

Language :

- Today, I have to do my homework. يجب عليّ عمل واجبي المنزلي اليوم.
- Yesterday, I had to tidy my bed. بالأمس، وجب عليّ ترتيب سريري.

► Lessons 3 & 4

Objectives :

- To talk about a favorite animal أن يتحدث عن حيوان مفضل

Vocabulary :

- quickly, more quickly/less quickly بسرعة، أكثر سرعة / أقل سرعة

Language :

- I like hippos best. أنا أحب أهراس النهر أكثر.

► Lesson 5

Objectives :

- To listen, identify and read large numbers أن يستمع، يتعرف على ويقرأ الأرقام الكبيرة

Vocabulary :

- population, Egyptian pound تعداد سكاني، جنيه مصري

بنهاية هذه الوحدة، سيكون طفلك قادر على ...

► Lessons 6 & 7

Objectives :

- To describe places in your community أن تصف أماكن في مجتمعتك

Vocabulary :

- river, pollution, plant, dirty, dam, energy, perch, tilapia, lizard, soft-shelled turtle, spiny eel نهر، تلوث، نبات، متسخ، سد، طاقة، سمك الفرخ النهري، سمك بلطي، سحلية، سلحفاة ذات غطاء أملس، الثعبان الشوكي

► Lessons 8, 9 & 10

Objectives :

- To understand how to help the environment أن يفهم كيف تساعد البيئة
- To use have to for obligation أن يستخدم have to للإلزام

Vocabulary :

- have a shower, turn lights off, empty, bottle, recycling bin, plastic, plant trees, drop litter يستحم، يطفئ الأنوار، فارغ، زجاجة، سلة إعادة التدوير، بلاستيك، يزرع النباتات، يلقى القمامة

► Lesson 11

Objectives :

- To recognize and produce the /aɪ/ and /aɪz/ sound (y and ies) أن يدرك وينطق /aɪ/ و /aɪz/
- fly → flies, cry → cries, fry → fries, try → tries يطير، يبكي، يقلب، يحاول

► Lesson 12

Objectives :

- To learn about an Egyptian tradition-carpet weaving أن يتعلم عن تقليد مصري - حياكة السجاد

Vocabulary :

- weaving, tradition, carpet, cloth, pattern حياكة، تقليد، سجادة، قماش، نمط

Lessons 1&2

- Vocabulary
- Language use
- Reading

I

Vocabulary

Key Vocabulary

Wild animals الحيوانات البرية



elephant
فيل



hippo
فرس النهر



lion
أسد




rhino
وحيد القرن



giraffe
زرافة

Animals body parts أجزاء جسم الحيوانات



trunk خرطوم الفيل



tusks أنياب



horns قرون



nose أنف



tongue لسان



mouth فم

Extra vocabulary

grass	عشب	ivory	عاج	quickly	بسرعة
acacia tree	شجرة السنط	plants	نباتات	leaves	أوراق شجر
land animal	حيوان يعيش على اليابس	African	أفريقي		

Conjugation of verbs

تصريف الأفعال

Regular

Present

walk يسير / يمشي
like يحب
tidy يرتب / ينظم

Past

walked
liked
tidied

Irregular

Present

find يجد
say يقول
choose يختار
run يجري
draw يرسم
eat يأكل

Past

found
said
chose
ran
drew
ate

Important expressions and prepositions

تعبيرات وحروف جر هامة

- find out - يكتشف / يعرف
- good at - جيد في
- walk to - يسير إلى
- grow up - يكبر / ينمو



Pop Quiz on Vocabulary

1 Look and write the missing letters.

انظر واكتب الحروف الناقصة.

1.



t _ u _ k

2.



h _ p _ o

3.



e _ ep _ an _

4.



t _ n _ ue

2 Look and write the words.

انظر واكتب الكلمات.

1.



.....

2.



.....

3.



.....

4.



.....

II Listening and Speaking

★ Listen and read.

استمع واقرأ.

Animals

1 I have to do my homework.
يجب على القيام بالواجب المنزلي.

2 Me too. We have to find out about African animals.
وأنا أيضًا. نحن يجب علينا التعرف على الحيوانات الأفريقية.

3 Yesterday, Miss Mona said we had to choose one animal - a hippo, rhino, elephant or giraffe.
أمس، قالت أستاذة موني أنه يجب علينا اختيار حيوان واحد - فرس النهر، وحيد القرن، فيل أو زرافة.

4 I like giraffes best. They are tall. They run the most quickly of all!
أنا أحب الزرافات أكثر. إنهم طوال القامة. ويركضون أسرع من الجميع!

5 I like hippos best. They run more quickly than elephants.
أنا أحب أفراس النهر أكثر. إنهم يجرون أسرع من الأفيال.

Notes for
parents

• Help your child to listen to the dialog and let him/her read what he/she listens to correctly.

• ساعد طفلك في الاستماع إلى المحادثة ودعه يقرأ ما يسمعه بطريقة صحيحة.

Wild animals in Africa

★ Read and identify.

اقرأ وتعرف.

- The hippo has short legs.
- It has a very big mouth and big teeth.
- It is often in water.
- It is good at swimming.



- The elephant is the biggest land animal.
- It has a long trunk.
- It has tusks made of ivory.
- It grows up to three meters tall.



- The rhino is the second biggest land animal.
- It has two big horns on its nose.
- It eats grass and plants.



- The giraffe is the tallest land animal.
- It grows up to five meters tall.
- It has a very long tongue.
- It eats the leaves of acacia trees.



Choose
the correct
answer :

1. The has tusks made of ivory.

a. giraffe

b. elephant

c. rhino

2. The is the tallest land animal.

a. elephant

b. hippo

c. giraffe

III

Language

1 To talk about present and past obligations.

التحدث عن الإلزام (الضرورة) في زمن المضارع والماضي.

A Obligation in the present

- الإلزام في زمن المضارع

I , we, they , you , اسم جمع + **have to**

+ **inf.** مصدر الفعل.

He , she , It , اسم مفرد + **has to**

- نستخدم [have to] أو [has to] في زمن المضارع بمعنى "يجب أن" للتعبير عن الضرورة أو الإلزام بفعل شيء.



We **have to** tidy our bedroom.



Today, he **has to** draw a picture.



They **have to** tidy their books **today**.

B Obligation in the past

- الإلزام في زمن الماضي

Subject الفاعل + **had to** + **inf.** مصدر الفعل.

- نستخدم [had to] في زمن الماضي بمعنى "كان يجب أن" للتعبير عن الضرورة أو الإلزام بفعل شيء ما.



I **had to** do my homework **yesterday**.



She **had to** tidy her books.



We **had to** walk to school **yesterday**.

Notice

We use "today" with "have to / has to" to express present time. And we use "yesterday" with "had to" to express the past time.

- نستخدم [today] بمعنى "اليوم" مع [have to / has to] للتعبير عن المضارع
ولنستخدم [yesterday] مع [had to] بمعنى "أمس" للتعبير عن زمن الماضي.

- Ex 8** - Today, I have to draw a picture.
- Yesterday, I had to do my homework.

2 To indicate preference.

للإشارة إلى التفضيل.

I like best.



I like giraffes best. They run the most quickly of all.

- أحب الزرافات أكثر. إنهم يجرؤون أسرع من الجميع.

أنا أحب أكثر



Pop Quiz on Language

★ Read and complete using (have to), (has to) or (had to).

اقرأ واكمل مستخدماً (have to, has to, had to).

1. Today, I help my mom in the kitchen.
2. Yesterday, my mother clean the house.
3. Today, Nada visit her grandparents.
4. Yesterday, I go to the after-school club at 2:00.
5. Today, he write about African animals.
6. Yesterday, I do my homework.
7. Today, my sister go to the dentist.
8. My dad wash his car yesterday.

2. Help your child learn how to indicate preference.

• ساعد طفلك أن يتعلم كيف يشير إلى التفضيل.

Activities | on Lessons 1 & 2

1 Complete the following mini dialog.

أكمل المحادثة القصيرة التالية.

land – grass – eat

Zain : What does a hippo (1) ?

Hassan : It eats (2) and plants.

2 Read and match (A) with (B).

اقرأ وصل العمود (A) بالعمود (B).

- [A]
1. The giraffe eats
 2. The rhino is
 3. The elephant

- [B]
- a. has white and hard tusks.
 - b. the second biggest land animal.
 - c. many wild animals.
 - d. the leaves of acacia trees.

3 Read and write True (T) or False (F).

اقرأ واكتب صح (T) أو خطأ (F).

There are many wild animals in Africa. The elephant is the biggest land animal. It has a long trunk. It has tusks made of ivory. It grows up to three meters tall. The rhino is the second biggest land animal. It has two big horns on its nose. It eats grass and plants.

1. The elephant is the biggest land animal.
2. The elephant has tusks made of wood.
3. The rhino is the second biggest land animal.

T	F
<input type="checkbox"/>	<input type="checkbox"/>
<input type="checkbox"/>	<input type="checkbox"/>
<input type="checkbox"/>	<input type="checkbox"/>

4 Look and write the words.

انظر واكتب الكلمات.

1.



.....

2.



.....

3.



.....

4.



.....

5 Choose the correct answer between brackets.

اختر الإجابة الصحيحة مما بين الأقواس.

1. I have to (do - doing - did) my homework.
2. The hippo has a big (trunk - horn - mouth) and big teeth.
3. A/An (hippo - rhino - elephant) has two big ears.
4. A (giraffe - hippo - lion) is often in water.
5. A rhino has two (horns - tusks - hooves) on its nose.
6. We (has - have - having) to find out about African animals.
7. I like elephants (well - good - best).
8. We (have - has - having) to go to school on time today.
9. Giraffes are (short - small - tall) animals.
10. The (elephant - lion - tiger) has two white tusks.
11. The (rhino - giraffe - elephant) has a long neck.
12. Yesterday, I (has - have - had) to tidy my books.
13. The elephant has tusks made of (ivory - plastic - wood).
14. The (lion - camel - rhino) is the second biggest land animal.

6 Read, order and write.

اقرأ، رتب واكتب.

1. is - swimming - at - The hippo - good.

2. best - giraffes - I - like.

7 Read and tick (✓) or (X).

اقرأ وضع علامة [✓] أو [X].

1. The giraffe is the tallest land animal.



2. I like hippos best.



8 Punctuate the following sentence.

ضع علامات الترقيم للجملة الآتية.

the elephant has tusks made of ivory

Lessons 3&4

- Language use
- Reading
- My favorite animal

I

Reading and Listening

★ Look and read.

انظر واقرأ.

My name is Aya. I **love**⁽¹⁾ animals. I **want**⁽²⁾ to be a **vet**⁽³⁾ because vets help animals to be healthy. My favorite animal is the hippo. They are big and fat, but they are very **strong**⁽⁴⁾. I **think**⁽⁵⁾ they are **cute**⁽⁶⁾, but they are **dangerous**⁽⁷⁾, too. They can run faster than rhinos and they are very heavy. Hippos live near lakes and rivers in Africa. They like swimming and eating plants. They usually live in **groups**⁽⁸⁾. There can be 100 hippos in one group! My favorite pencil is red and it has pictures of hippos on it.

أسمى آيه. أنا أحب الحيوانات. أنا أريد أن أصبح طبيبة بيطرية لأن الأطباء البيطريين يساعدون الحيوانات على التمتع بصحة جيدة. حيواني المفضل هو فرس النهر. إنهم كبشرون وبدينون، لكنهم أقوياء جدًا. أعتقد إنهم لطيفون، لكنهم خطرون أيضًا. يمكنهم الجري أسرع من وحيد القرن وهم ثقلون جدًا. تعيش أفراس النهر بالقرب من البحيرات والأنهار في أفريقيا. يحبون السباحة وأكل النباتات. عادة ما يعيشون في مجموعات. يمكن أن يعيش 100 من فرس النهر في مجموعة واحدة قلمي الرصاص المفضل هو الأحمر وعليه صور لأفراس النهر.



(1) يحب (2) يريد (3) طبيب بيطري (4) قوي (5) يفكر / يعتقد (6) لطيف (7) خطير (8) مجموعات

II

Language functions

To ask about favorite animal.

للسؤال عن الحيوان المفضل..



What is your favorite animal ?

ما هو الحيوان المفضل لديك ؟



My favorite animal is the giraffe.

الحيوان المفضل لدى هو الزرافة.



III Language

Remember

	Comparative adj.	Superlative adj.
Short adj.	[صفة قصيرة] + er + than The giraffe is taller than the elephant.	the + [صفة قصيرة] + est The elephant is the biggest land animals.
Long adj.	more/less + [صفة طويلة] + than Horses are more beautiful than camels.	the most/the least + [صفة طويلة] Crocodiles are the most dangerous reptiles.

Comparative and superlative Adverbs

1 Comparative adverbs

We use comparative adverbs to compare two actions (verbs).

مقارنة الظروف [الأحوال] هي صيغة للمقارنة بين اثنين في فعل شيء ما [حدث].

Notice We change most adjectives into adverbs by adding "-ly".

لاحظ : تحول معظم الصفات إلى أحوال بإضافة "-ly" للصفة.

slow → slowly

quick → quickly

happy → happily

Formation

more + adverb + than

أكثر من

less + adverb + than

أقل من

Examples : - Hippos run **more quickly than** elephants.

- Elephants run **less quickly than** giraffes.

2 Superlative adverbs

تستخدم صيغة التفضيل (للاحوال) للمقارنة بين عدة أشياء في فعل معين (حدث).

Formation

the most + adverb

الأكثر

the least + adverb

الأقل

Examples : - Giraffes run the most quickly.

- Turtles walk the least quickly.



3 How to make a sentence using comparative and superlative adverbs.

كيفية تكوين جملة مستخدماً صيغة حال [طرف] المقارنة والتفضيل .

A 1 Noun Giraffes + 2 verb run + 3 the most/least the most + 4 adverb quickly.

B 1 Noun Rhinos + 2 verb run + 3 more/less less + 4 adverb quickly + 5 than than + 6 noun hippos.



Pop Quiz on Language

★ Read and complete the sentences with the correct form.

1. Horses run more (quick) than elephants.
2. Elephants run (most) slowly than hippos.
3. Giraffes run the most (quick) of all animals.
4. My bag is (heavy) than my friend's bag.
5. Nourhan is the (short) girl in the school.

اقرأ واكمل الجمل بالصيغة الصحيحة.

• Help your child identify how to make a sentence using comparative and superlative adverbs.

• ساعد طفلك أن يتعرف على كيفية تكوين جملة باستخدام صيغة حال المقارنة والتفضيل.

Activities | on Lessons 3&4

1 Complete the following mini dialog.

أكمل المحادثة القصيرة التالية.

quickly - hippos - swimming

A : What do (1) like doing ?

B : They like (2) and eating plants.

2 Read, order and write.

اقرأ، رتب واكتب.

1. run - the least - Elephants - quickly.

2. do - Which - like - you - animal - best ?

3 Read and match (A) with (B).

اقرأ وصل العمود (A) بالعمود (B).

- [A]
1. Hippos are cute, but •
 2. I want to •
 3. Hippos can run •

- [B]
- ☐ a. be a vet.
 - ☐ b. faster than rhinos.
 - ☐ c. they are dangerous.
 - ☐ d. it has pictures.

4 Choose the correct answer between brackets.

اختر الإجابة الصحيحة مما بين الأقواس.

1. My brother sings (less - least - few) quickly than me.
2. I want to be a (doctor - vet - teacher). I like to help animals.
3. Giraffes run (more - most - least) quickly than hippos.
4. Hippos live near (deserts - forests - lakes).
5. The rabbit runs more (quickly - happy - quiet) than the cat.
6. The giraffe is (tall - tallest - taller) than the cat.

5 Read and write True (T) or False (F).

اقرأ واكتب صح (T) أو خطأ (F).

My name is Aya. I love animals. I want to be a vet because vets help animals to be healthy. My favorite animal is the hippo. They are big and fat, but they are very strong. I think they are cute, but they are dangerous, too. They can run faster than rhinos and they are very heavy.

1. Aya doesn't love animals.
2. She wants to be a teacher.
3. The hippos are heavy.

T	F
<input type="checkbox"/>	<input type="checkbox"/>
<input type="checkbox"/>	<input type="checkbox"/>
<input type="checkbox"/>	<input type="checkbox"/>

6 Read, look and answer.

اقرأ، انظر واجب.

1. What's your favorite animal ?



2. What is the biggest land animal ?



3. Which animal is the tallest ?



7 Look and write a sentence under each picture.

انظر واكتب جملة أسفل كل صورة.

1.



2.



8 Punctuate the following sentence.

ضع علامات الترقيم للجملة الآتية.

which animal runs the least quickly

Lesson

5

• CLIL : Math

Vocabulary

Key Vocabulary

Numbers الأرقام

100

one hundred
مائة

1,000

one thousand
ألف

10,000

ten thousand
عشرة آلاف

100,000

one hundred thousand
مائة ألف

1,000,000

one million
مليون

Extra Vocabulary



population
الكثافة السكانية



the Nile
نهر النيل



Marsa Alam
مرسى علم



Egyptian pound
جنيه مصري



Abu Kabir
مدينة أبو كبير

bank

بنك

kinds

أنواع / فصائل

cost

يتكلف

★ Look, read and match.

1

The bank has got one million Egyptian pounds.

لدى البنك مليون جنيه مصري.



100

2

There are about one hundred kinds of fish in the Nile.

يوجد نحو مائة نوع من الأسماك في النيل.



1,000,000

3

The bed costs about one thousand Egyptian pounds.

يبلغ سعر السرير نحو ألف جنيه مصري.



100,000

4

The population of Marsa Alam is about ten thousand people.

يبلغ عدد سكان مدينة مرسى علم حوالي عشرة آلاف نسمة.



1,000

5

The population of Abu Kabir is about one hundred thousand people.

يبلغ عدد سكان مدينة أبو كبير حوالي مائة ألف نسمة.



10,000

Learn

How to say large numbers.

كيف نقول الأرقام الكبيرة.

5439

Thousands الآلاف	Hundreds المئات	Tens العشرات	Ones الأحاد
5	4	3	9
5000	400	30	9

We say : five thousand, four hundred and thirty-nine.



Pop Quiz on Math

1 Look and write the words.

انظر واكتب الكلمات.

1.

1,000

2.

100,000

3.

1,000,000

2 Read and match (A) with (B).

اقرأ وصل العمود [A] بالعمود [B].

[A]

- 1,000,000
- 100
- 1,000
- 100,000
- 10,000

[B]

- one thousand
- ten thousand
- one million
- one hundred
- one hundred thousand

Lessons 6&7

- Listening and reading
- The River Nile
- Nile animals

I

Vocabulary

Key Vocabulary

Nile animals حيوانات النيل



fish
سمك



tilapia
سمك بلطي



spiny eel
ثعبان الماء الشوكي



perch
سمك الفرخ النهري



reptiles
زواحف



soft-shelled turtle
سلحفاة ذات غطاء أملس



crocodile
تمساح



lizard
سحلية

Extra vocabulary

the River Nile	نهر النيل	dam	سد
transport	يتنقل / وسائل النقل	moving water	مياه جارية
pollution	تلوث	energy	طاقة
dirty	متسخ	electricity	كهرباء
clean	نظيف	types	أنواع

Important expressions and prepositions

تعبيرات وحروف جر هامة

- | | | | |
|-----------------|---------------------|------------|------------|
| • come from | - يأتي من | • live in | - يعيش في |
| • need for | - يحتاج من أجل | • bad for | - سيء لـ |
| • in the river | - في النهر | • types of | - أنواع من |


II Listening and Reading

★ Look and read.

انظر واقرأ.

One hundred million people live in Egypt. Most of the population live next to the River Nile. People need the river for food and water. People also need the river for transport.

يعيش مائة مليون في مصر. معظم السكان تعيش بجانب نهر النيل. يحتاج الناس النهر من أجل الطعام والماء. يحتاج الناس النهر أيضًا للتنقل.



We have to keep the water in the river clean. Pollution is bad for animals and plants. Lots of plants and animals live in the river. They don't like dirty water.

يجب علينا الحفاظ على المياه في النهر نظيفة. التلوث سيء للحيوانات والنباتات. كثير من النباتات والحيوانات تعيش في النهر. هم لا يحبون المياه الملوثة.



There are dams in the river. Moving water gives energy. Electricity comes from this energy. People then use the electricity.

يوجد سدود في النهر. تعطي المياه الجارية طاقة. تتولد الكهرباء من تلك الطاقة. ثم يستخدم الناس الكهرباء.



★ Look and read.

انظر واقرأ.

Lots of animals live in the River Nile. There are lots of reptiles. The Nile crocodile is the biggest reptile. There are also over one hundred types of fish.

الكثير من الحيوانات تعيش في نهر النيل يوجد الكثير من الزواحف. تمساح النيل هو أكبر الزواحف. يوجد أيضًا أكثر من مائة نوع من الأسماك.



Activities | on Lessons 6&7

1 Read and match (A) with (B).

اقرأ وصل العمود [A] بالعمود [B].

- [A]
1. People need the river •
 2. We have to keep •
 3. Moving water •

- [B]
- ☐ a. the water in the river clean.
 - ☐ b. gives energy.
 - ☐ c. dirty water.
 - ☐ d. for food and water.

2 Read, order and write.

اقرأ، رتب واكتب.

1. dams - the river - There - in - are.

2. is - reptile - The Nile - crocodile - the biggest.

3 Choose the correct answer between brackets.

اختر الإجابة الصحيحة مما بين الأقواس.

1. The water in the river needs to be (dirty – clean – hard).
2. The energy from the dam is changed into (water – gases – electricity).
3. There are many fish and (reptiles – gases – materials) live in the River Nile.
4. The (transportation – pollution – population) of Egypt is 100 million people.
5. Pollution is (bad – good – best) for animals and plants.
6. The (perch – tilapia – turtle) has a shell.

4 Look and write the missing letters.

انظر واكتب الحروف الناقصة.

1.



p _ rc _

2.



til _ pi _

3.



l _ za _ d

5 Read and write True (T) or False (F).

اقرأ واكتب صح (T) أو خطأ (F).

One hundred million people live in Egypt. Most of the population live next to the River Nile. People need the river for food and water. People also need the river for transport. Lots of plants and animals live in the river. They don't like dirty water.

1. One hundred million people live in Egypt.
2. People don't need the river for transport.
3. Lots of plants and animals live in the river.

T	F
<input type="checkbox"/>	<input type="checkbox"/>
<input type="checkbox"/>	<input type="checkbox"/>
<input type="checkbox"/>	<input type="checkbox"/>

6 Look and write the words.

انظر واكتب الكلمات.

1.



2.



3.



7 Read, look and tick (✓) or (X).

اقرأ، انظر وضع علامة [✓] أو [X].

1. Pollution is bad for animals.


☐

2. There are dams in the river.


☐

8 Punctuate the following sentences.

ضع علامات الترقيم للجمل الآتية.

1. people need the river for transport

2. why is the River Nile important for you

Lessons 8,9&10

- Issues :
- Environmental responsibility
- Language use
- Cooperation and participation
- Values

I

Vocabulary

Key Vocabulary



garden حديقة



plastic بلاستيك



trash = litter قمامة



bin سلة مهملات



empty فارغ



bottle زجاجة

Extra vocabulary

environment

بيئة

bath

حمام

lights

أضواء / أنوار

bottles

زجاجات

Conjugation of verbs

تصريف الأفعال

Regular

Present

save يحافظ / يوفر
recycle يعيد تدوير
pick يلتقط
plant يزرع

Past

saved
recycled
picked
planted

Irregular

Present

throw يرمى / يلقى
drive يقود
put يضع
keep يحافظ

Past

threw
drove
put
kept

Important expressions and prepositions

تعبيرات وحروف جر هامة

- turn off
- have a shower

- يطفى
- يأخذ دش

- turn on
- pick up

- يشغل
- يلتقط

★ Listen, read and learn.

استمع، اقرأ وتعلم.

We have to look after our environment.

يجب علينا الإعتناء ببيئتنا.



We save water.
نوفر المياه.



We save energy.
نوفر الطاقة.



We keep our country clean.
نحافظ على بلدتنا نظيفة.

★ Listen and read.

استمع واقرأ.

What is the best for the environment ?

ما الأفضل للبيئة ؟

1.



Walk to school.
يسر إلى المدرسة.

2.



Have a shower.
It saves water.
خُذْ دُش. ذلك يوفر المياه.

3.



Turn off the water.
It saves water, too!
اغلق المياه. ذلك يوفر المياه، أيضاً!

4.



Turn off the lights.
It saves energy.
اغلق الأضواء. ذلك يوفر الطاقة.

5.



Recycle plastic bottles.
أعد تدوير الزجاجات البلاستيكية.

6.



Keep our country clean.
حافظ على نظافة بلدنا.

II

Listening and Speaking

★ Listen and read.

استمع واقرأ.



Hany : This bottle is empty.

هذه الزجاجاة فارغة.

Mom : Put it in the recycling bin.

ضعها في سلة إعادة التدوير.

Hany : Do we have to recycle plastic ?

هل علينا إعادة تدوير البلاستيك ؟

Mom : Yes. It is good for the environment.

نعم، إنه جيد للبيئة.

Hany : What else do we have to do ?

ماذا علينا أن نفعل غير ذلك ؟

Mom : We have to clean the garden.

علينا تنظيف الحديقة.

Hany : OK. I can do that!

حسنًا، أستطيع فعل ذلك!

Mom : We have to pick up the trash.

علينا أن نجمع القمامة.

Hany : Do we have to put the trash in the trash can ?

هل يجب أن نضع القمامة في سلة المهملات ؟

Mom : Yes, we do.

نعم ، يجب علينا.

• Help your child listen to the dialog and let him/her read what he/she listens to correctly.

• ساعد طفلك أن يستمع إلى المحادثة ودعه يقرأ ما يسمعه بطريقة صحيحة.

★ Listen and read.

استمع واقرأ.



1. We need to look after our country.
لنحتاج أن نعتنى ببلدنا.
2. We can work together.
نستطيع العمل معاً.
3. We have to keep our country clean.
يجب علينا الحفاظ على بلدتنا نظيفة.
4. We have to keep our rivers clean.
يجب علينا الحفاظ على أنهارنا نظيفة.

★ Look and read.

انظر واقرأ.

We have to save our environment

يجب علينا الحفاظ على بيئتنا



clean the river
ننظف النهر.



pick up the trash
نجمع القمامة.



plant trees
نزرع أشجار.



recycle plastic bottles
نعيد تدوير الزجاجات البلاستيكية.



**We can work
together, we can ...**



clean the beach
ننظف الشاطئ.

III

Language

1 have to / don't have to

يجب أن / لا يجب أن

A Affirmative statements

Formation I / we / they / you + have to + inf.



I **have to** do my homework after school.
يجب علي القيام بالواجب المنزلي بعد المدرسة.

B Negative statements

Formation I / we / they / you + don't + have to + inf.

I'm not ill. I **don't have to** go to the doctor.
أنا لست مريضة. ليس علي الذهاب إلى الطبيب.



2 To ask questions with "have to" السؤال باستخدام have to لمعرفة ما يجب فعله

A Wh-question

What + do (I / we / they / you) have to + inf. ?

What do I have to do ?
ماذا يجب علي أن أفعل ؟



You have to pick up trash.
يجب عليك التقاط القمامة.



1. Help your child make sentences using (have to / don't have to). (ساعد طفلك أن يكون جمل باستخدام (have to / don't have to).
2. Help your child ask questions using (have to). (ساعد طفلك أن يسأل باستخدام (have to) بمعنى (يجب أن).

B Yes/No question

Formation

DO + (I / we / they / you) + have to + inf. ?

yes, + subject + do.

No, + subject + don't.

Do I have to go to bed early on school days ?

هل يجب علي النوم مبكراً أيام الدراسة ؟



Yes, you do.

نعم ، يجب عليك.



Pop Quiz on Language

1 Read and complete with the correct form.

اقرأ واكمل بالصيغة الصحيحة.

1. I (has) to turn off the lights.
2. What do they (has) to do ?
3. A : Do they have to go to school on the weekend ? B : No, they (do).

2 Read and tick (✓) the correct answer. اقرأ وضع علامة [✓] أمام الإجابة الصحيحة.

1. Today is a holiday. I go to work.
☐ have to ☐ don't have to ☐ has to
2. Do they have to up early every morning ? - Yes, they do.
☐ gets ☐ getting ☐ get
3. I have study for the grammar test tomorrow.
☐ for ☐ too ☐ to
4. What I have to do ?
☐ do ☐ does ☐ doing

Activities

on Lessons 8, 9 & 10

1 Complete the following mini dialog.

أكمل المحادثة القصيرة التالية.

environment - go - recycle

Hazem : Do we have to (1) plastic ?

Yassin : Yes. It is good for the (2)

2 Look, unscramble and write.

انظر، اعد ترتيب الحروف واكتب.

1.



o t e b l t

2.



n i b

3.



r d g n a e

3 Choose the correct answer between brackets.

اختر الإجابة الصحيحة مما بين الأقواس.

1. We should (throw - save - come) water.
2. We should save (energy - English - pictures).
3. Turn the light (on - off - out) when you go out.
4. What do I (has - having - have) to do ?
5. (Do - Does - Is) we have to put the trash in the trash bin ?

4 Read and match (A) with (B).

اقرأ وصل العمود (A) بالعمود (B).

[A]

1. He has •
2. We have to •
3. Do we have to put •

[B]

- ☐ a. the trash in the trash bin ?
- ☐ b. visit our grandparents.
- ☐ c. to clean his room.
- ☐ d. don't come.

5 Read, order and write.

اقرأ، رتب واكتب.

1. work - We - together - can.

2. after - We - our - look - have to - environment.

3. recycle - bottles - I - plastic.

6 Look, read and complete.

انظر، اقرأ واكمل.

shower - bin - trash

1.



Put the in the trash bin.

2.



She is having a

7 Read and complete with the words from the box.

اقرأ واكمل بالكلمات من المربع.

recycle - trash - need

We have to save our environment. We can work together to do that. We have to pick up the (1) We have to (2) plastic bottles.

8 Punctuate the following sentences.

ضع علامات الترقيم للجمل الآتية.

1. we should keep our country clean

.....

.....

2. what is the best for the environment

.....

.....

Lessons 11 & 12

- Learn Phonics with Busy Bee !
- CLIL : Art

I

Phonics

★ Listen and repeat.

استمع وردد.

y

The letter **(y)** makes
the sound /aɪ/.

ies

The letters **(ies)** make
the sound /aɪz/.

fly بطير



flies

cry يبكي



cries

fry يقلى



fries

try يحاول



tries

dry يجفف



dries

Notice

We drop the "y" and add "ies" to the verb in the present simple tense with the third person singular (he, she, it).
I try hard. He tries hard.

II

CLIL : Art

Vocabulary


weaving	النسيج	tradition	تقليد
carpets	سجاد	cloth	قمائن
patterns	أنماط	colors	ألوان

III

Listening and Reading

★ Look and read.

انظر واقرأ.



Weaving is an important tradition in Egypt. People weave carpets and cloth. Different patterns and pictures are made using different colors.

Egyptian carpets often have pictures of animals on them.

يعد النسيج تقليد مهم في مصر. الأشخاص ينسجون السجاد والقماش. تصنع أنماط وصور مختلفة باستخدام ألوان مختلفة. يتميز السجاد المصري بصور الحيوانات عليهم.

Choose
the correct
answer :

1. People weave and cloth.
a. paper b. carpets c. plastic
2. Weaving is an important tradition in
a. Egypt b. Italy c. China

Activities

on Lessons 11 & 12

1 Listen and write the missing sound.

استمع واكتب الصوت الناقص.
نصوص الاستماع في نهاية الكتاب

1.



fr _

2.



fl _ _ _

3.



dr _ _ _

4.



cr _

2 Look, unscramble and write.

انظر، اعد ترتيب الحروف واكتب.

1.



s t i r e

2.



i e f r s

3.



r d y

3 Read and circle the odd sound out.

اقرأ وضع دائرة حول الصوت المختلف.

1. fry - cry - dry - cries

2. fries - tries - dries - fly

3. cries - fries - try - dries

4 Read, sort and write.

اقرأ، صنف واكتب.

dries - fries - cry - fly - dry - tries

y	ies
_____	_____
_____	_____
_____	_____

5 Read, order and write.

اقرأ، رتب واكتب.

1. weave - cloth - carpets - People - and.

2. carpets - Egyptian - pictures of - have - animals.

6 Read, circle and write.

اقرأ، ضع دائرة واكتب.

1. The girl

cry cries

2. He hard.

try tries

3. I some chicken.

fry fries

4. They home.

fly flies



7 Look, read and match.

انظر، اقرأ وصل.

1. The girls cry. •

2. Mom fries potatoes. •

3. They try hard. •



8 Look and circle.

انظر وضع دائرة.

1.



dry
fly

2.



fry
try

3.



dry
cry

Skills



هذا الجزء يمكنك من ربط الكلمات التي درستها بجمل
ليساعدك على التمكن من مهارة القراءة والكتابة

Reading & writing skills :

Topic	Guiding words	Sentences
Elephant	biggest - animal	The elephant is the biggest land animal.
	trunk	It has a long trunk.
	tusks - ivory	It has tusks made of ivory.
	grows up	It grows up to three meters tall.
Rhino	second - land	The rhino is the second biggest land animal.
	horns - nose	It has two big horns on its nose.
	grass - plants	It eats grass and plants.
Giraffe	tallest	The giraffe is the tallest land animal.
	grows up	It grows up to five meters tall.
	long - tongue	It has a very long tongue.
	eats	It eats the leaves of acacia trees.
Animals of the River Nile	animals - live	Lots of animals live in the River Nile.
	reptiles	There are lots of reptiles.
	crocodile - biggest	The Nile crocodile is the biggest reptile.
	types of fish	There are also over one hundred types of fish.
How to save our environment	save - water	We should save water.
	save - energy	We should save energy.
	keep - clean	We should keep our country clean.
	recycle - plastic	We should recycle plastic bottles.
	clean - beach	We should clean our beach.
	plant - trees	We should plant trees.

Review on Unit 9



Vocabulary

Phonics

Along the Nile

Language

Values

- Yesterday, I had to tidy my bedroom.



- Today, I have to do my homework.



- Hippos run more quickly than elephants.



- Giraffes run the most quickly of all.



- We need to look after our country.



- We have to keep our river clean.



- I recycle the plastic bottles.



aI



fly



cry



dry

aIZ



fries



tries

Activities | on Unit 9

1 Listen and write the missing sound.

استمع واكتب الصوت الناقص.
نصوص الاستماع في نهاية الكتاب

1.



tr _ _ _

2.



fr _ _ _

3.



dr _

4.



cr _

2 Complete the following mini dialog.

أكمل المحادثة القصيرة التالية.

elephant - eat - land

Ghada : What is the biggest (1) animal ?

Asmaa : The (2) is the biggest.

3 Choose the correct answer between brackets.

اختر الإجابة الصحيحة مما بين الأقواس.

1. I (have - had - has) to visit my grandpa last week.
2. The bed (puts - costs - gives) 1000 Egyptian pounds.
3. I like hippo (good - best - well).
4. The (giraffe - rhino - elephant) is the tallest land animal.
5. We should (save - keep - come) our house clean.
6. The elephant has tusks made of (ivory - plastic - wood).
7. The rhino has two big (mouths - horns - trunks).

4 Read, order and write.

اقرأ، رتب واكتب.

1. do - have - What - to do - we ?

2. is - important - Weaving - an - tradition.

3. want - I - a vet - to be.

5 Read and tick (✓) or (X).

اقرأ وضع علامة [✓] أو [X].

1. We have to put the trash in the trash bin.


☐


2. We keep our country clean.


☐

6 Look, read and complete.

انظر، اقرأ واكمل.

giraffes - population - crocodiles



1. There are lots of
in the Nile.



2. The are faster
than the hippos.

7 Read and write True (T) or False (F).

اقرأ واكتب صح (T) أو خطأ (F).

The giraffe is the tallest land animal. It grows up to five meters tall. It has a very long tongue. It eats the leaves of acacia trees. The rhino is the second biggest land animal. It has two big horns on its nose. It eats grass and plants.

1. The giraffe is the shortest land animal.
2. The rhino is the fifth biggest land animal.
3. The rhino eats grass and plants.

T	F
<input type="checkbox"/>	<input type="checkbox"/>
<input type="checkbox"/>	<input type="checkbox"/>
<input type="checkbox"/>	<input type="checkbox"/>

8 Read and match (A) with (B).

اقرأ وصل العمود [A] بالعمود [B].

[A]

1. The elephant has
2. We have to keep
3. To save energy,



[B]

- ☐ a. turn off the lights.
- ☐ b. our rivers clean.
- ☐ c. big horns.
- ☐ d. a long trunk.

General Revision

on Units 7, 8 & 9

Unit 7



High Dam



chicken



lake



mountain



wool



horse



wheat



goat



drought



rainy



foggy

Unit 8



café



station



port



airplane



highway



pilot



mechanic



passengers



taxi



station master



schedule



sky

Unit 9



elephant



rhino



giraffe



hippo



tongue



tilapia



tusks



trunk



crocodile



lizard

General Activities | on Units 7, 8 & 9

1 Read, order and write.

اقرأ، رتب واكتب

1. went - trip - I - a school - on.

2. stops - A train - a station - at.

3. draw - to - have - I - a picture.

2 Look, unscramble and write.

انظر، أعد ترتيب الحروف واكتب



a s c l t e



a m f r



p i h p o



e r r f y

3 Read and complete with the words from the box.

اقرأ واكمل بالكلمات من المربع

pilot - mechanic - flight attendants

Airplanes are the fastest way to travel. A (1)..... flies a plane.
A co-pilot helps the pilot. There are (2) on an airplane.
They help the passengers.


4 Look and write the words.

انظر واكتب الكلمات

1.



2.



3.



5 Punctuate the following sentence.

ضع علامات الترقيم للجملة الآتية.

what is your favorite animal

4

THEME

Communication



UNIT TEN

At the supermarket

فى السوق (سوبر ماركت)



• Unit Ten Objectives

By the end of the unit, your child will be able...

► Lesson 1

Objectives :

- To talk about food

• أن يتحدث عن الطعام

Vocabulary :

- cheap, expensive, stall, store, supermarket, check out, market
- رخيص، غالى، كشك، متجر، سوبر ماركت، مكان دفع الحساب، سوق

► Lessons 2 & 3

Objectives :

- To talk about what people like, love, hate and enjoy doing
- أن يتحدث عن ما يعجب الناس، يحبونه، يكرهونه ويستمتعون بفعله

Vocabulary :

- enjoy, love, prefer, don't like, because, but, so, and
- يستمتع، يحب، يفضل، لا يحب، لأن، لكن، لذلك، و

► Lessons 4 & 5

Objectives :

- To say how much something costs
- أن يقول كم يتكلف شيء ما

Vocabulary :

- coin, note, change, owe, plus, minus
- عملة معدنية، عملة ورقية، فكة، يدين، زائد، ناقص

Language :

- How much is this rice ?

• كم ثمن هذا الأرز ؟

بنهاية هذه الوحدة، سيكون طفلك قادر على ...

► Lessons 6 & 7

Objectives :

- To listen to and read two dialogs about food

• أن يستمع ويقرأ محادثتان عن الطعام

Vocabulary :

- fruit salad, yogurt, melon, milk, bread, cucumber, bakery
- سلطة فواكه، زبادى، شمام، لبن، خبز، خيار، مخبز

► Lessons 8 & 9

Objectives :

- To talk about communication by email or letters

• أن يتحدث عن التواصل بالبريد الإلكتروني أو الخطابات

Vocabulary :

- stamp, address, envelope, send, products
- طابع، عنوان، ظرف، يرسل، منتجات

► Lesson 10

Objectives :

- To recognize and produce the diphthongs /Iə/ and /eə/
- أن يدرك وينتج الأصوات /Iə/ و /eə/

Vocabulary :

- teacher, hair, beard, chair, ear
- أذن، كرسى، لحية، شعر، مدرس

► Lesson 11

Objectives :

- To talk about people who are important in our community

• أن يتحدث عن الأشخاص المهمين فى المجتمع

Lessons 1&2

- Vocabulary
- Language use

I

Vocabulary

Key Vocabulary



supermarket
سوبر ماركت (سوق)



stall
كشك



store
متجر



computer
كمبيوتر



television
تلفزيون



magazine
مجلة



crosswords
كلمات متقاطعة



video games
ألعاب فيديو

Extra vocabulary

cheap	رخيص (التمن)	cooking	طبخ	bench	مقعد
check out	مكان دفع الحساب	expensive	غالي (التمن)	reading	القراءة
building	مبنى	shopping	التسوق	cost	يكلف / يتكلف

Conjugation of verbs

تصريف الأفعال

Regular

Present

watch	يشاهد
hate	يكره
enjoy	يستمتع
prefer	يفضل
listen	يسمع

Past

watched
hated
enjoyed
preferred
listened

Irregular

Present

drink	يشرب
see	يرى
buy	يشترى
pay	يدفع
speak	يتحدث

Past

drank
saw
bought
paid
spoke

Important expressions and prepositions

تعبيرات وحروف جر هامة

• look at

- ينظر إلى

• in the market

- في السوق

★ Study these definitions. ادرس تلك التعريفات.

الكلمة Word	التعريف Definition
cheap	something that doesn't cost a lot of money شيء ما لا يكلف الكثير من المال
expensive	something that costs a lot of money شيء ما يكلف الكثير من المال
market	different people sell many things here أشخاص مختلفة يبيعون الكثير من الأشياء هنا
supermarket	a big store that sells many things متجر كبير يبيع عدة أشياء
check out	is a place where you pay for your shopping مكان تدفع فيه مقابل التسوق
store	a building where you can buy things مبنى يمكنك شراء أشياء منه
stall	a kind of shop and people sell things on this at a market نوع من المحل يبيع فيه الناس أشياء في السوق



Pop Quiz on Vocabulary

1 Look and write the words.

انظر واكتب الكلمات.

1.



2.



3.



4.



2 Look, unscramble and write.

انظر، اعد ترتيب الحروف واكتب.

1.



e t s o r

2.



a s t l l

3.



c e b n h

II Listening and Speaking

★ Listen and read.

استمع واقرأ.



Notes for
parents

• Help your child listen to the dialog and let him/her read what he/she listens to correctly.

• ساعد طفلك أن يستمع إلى المحادثة ودعه يقرأ ما يسمعه بطريقة صحيحة.

★ Look, read and match.

انظر، اقرأ وصل.

- 1 Amira and her mom are looking at a stall in the market. The fruit is cheap.

أميرة ووالدتها ينظران إلى كشك في السوق. الفاكهة رخيصة.



- 2 They're buying lots of different things at the supermarket. They're paying for them at the check out.

إنهم يشترون الكثير من الأشياء المختلفة من السوبر ماركت. إنهم يدفعون ثمنهم عند الخروج [مكان دفع الحساب].



- 3 Youssef and his dad are in a store. The televisions and computers are expensive.

يوسف ووالده في متجر. أجهزة التلفزيون وأجهزة الكمبيوتر باهظة الثمن.



• Help your child look at the pictures, read the sentences and match each sentence with the correct picture.

• ساعد طفلك أن ينظر إلى الصور، يقرأ الجمل ويصل كل جملة بالصورة الصحيحة.

III Language

1 Talking about what people like, love, hate and enjoy doing. للتحدث عن ما يحبه، يكرهه ويستمتع به الأشخاص.

A Affirmative statement

I / we / you / they / اسم جمع + **like / love / hate / enjoy / prefer** + **(inf. + ing)**

I **enjoy** shopping. أنا استمتع بالتسوق.



He / she / It / اسم مفرد + **likes / loves / hates / enjoys / prefers** + **(inf. + ing)**



My sister **loves** listening to music.

أختي تحب الاستماع إلى الموسيقى.



B Negative statement

I / we / you / they / اسم جمع + **don't** + **like / love / hate / enjoy / prefer** + **(inf. + ing)**



They **don't prefer** eating bananas.

هم لا يفضلون تناول الموز.



He / she / It / اسم مفرد + **doesn't** + **like / love / hate / enjoy / prefer** + **(inf. + ing)**



She **doesn't like** eating pizza.

هي لا تحب تناول البيتزا.



2 Yes / No questions.

السؤال بـ "هل".

do + **I / we / you / they** + **like / love / hate / enjoy / prefer** + **(inf. + ing)** ?

yes, + subject + do.

No, + subject + don't.

Ex.8 A : **Do** you **enjoy** cooking ? هل تستمتع بالطبخ ؟

B : Yes, I **do**.

نعم، استمتع.



does + **he / she / it** + **like / love / hate / enjoy / prefer** + **(inf. + ing)** ?

yes, + subject + does.

No, + subject + doesn't.

Ex.8 A : **Does** he **prefer** reading ? هل هو يفضل القراءة ؟

B : No, he **doesn't**.

لا، لا يفضل.



Pop Quiz on Language

1 Read and complete the sentences with the correct form.

اقرأ واكمل الجمل بالصيغة الصحيحة.

1. He prefers (**make**) sandwiches.
2. Do you (**loving**) listening to music ?
3. I like (**read**) comic books.
4. My parents hates (**travel**) by train.
5. Does he (**likes**) watching television ?
6. Grandpa enjoys (**does**) crosswords.

2 Read and choose the correct answer.

اقرأ واختر الإجابة الصحيحة.

1. He loves with his cousins.
 a. play b. playing c. plays
2. My grandma like drinking coffee.
 a. doesn't b. don't c. aren't

• Help your child to ask questions with -ing verbs.

• ساعد طفلك أن يسأل أسئلة بأفعال مضاف لها -ing.

Activities | on Lessons 1&2

1 Complete the following mini dialog.

أكمل المحادثة القصيرة التالية.

supermarket - drawing - Where

Hager : (1) can we buy things ?

Nehal : We can buy things at the (2)

2 Read, order and write.

اقرأ، رتب واكتب.

1. prefer - I - cakes - eating.

2. are - The - expensive - televisions.

3 Read and match (A) with (B).

اقرأ وصل العمود [A] بالعمود [B].

- [A]
1. I like shopping •
 2. Something that doesn't cost a lot of money is •
 3. People sell things •

- [B]
- ☐ a. expensive.
 - ☐ b. on stall at a market.
 - ☐ c. with my mom.
 - ☐ d. cheap.

4 Choose the correct answer between brackets.

اختر الإجابة الصحيحة مما بين الأقواس.

1. I like (shopping - swimming - reading) at the supermarket.
2. We need to (buy - go - eat) some milk.
3. I (prefer - go - do) eating cakes.
4. They're (buying - being - paying) for things at the check out.
5. (Expensive - Cheap - Free) things cost a lot of money.
6. My brother prefers (making - reading - speaking) sandwiches.
7. We like (eating - visiting - making) our grandparents.
8. My sister doesn't (like - likes - liked) pizza.
9. They hate (played - play - playing) video games.
10. I love (reading - read - reads) books.

5 Look, read and answer.

انظر، اقرأ واجب.

1. What do you have ?



2. Do you love pizza ?



6 Read and write True (T) or False (F).

اقرأ واكتب صح (T) أو خطأ (F).

I like shopping at the supermarket with Mom and Dad. We need to buy some milk. We have some bananas and apples but we do not have any eggs. We need to buy cheese, oil and bread.

1. We need to buy some milk.
2. We do not have any apples.
3. We need to buy cheese.

T	F
<input type="checkbox"/>	<input type="checkbox"/>
<input type="checkbox"/>	<input type="checkbox"/>
<input type="checkbox"/>	<input type="checkbox"/>

7 Look and write the missing letters.

انظر واكتب الحروف الناقصة.

1.



m _ rket

2.



m _ ney

3.



sh _ pping

4.



st _ re

8 Look, read and complete.

انظر، اقرأ واكمل.

listening - market - cake



1. We go to the to buy things.



2. I like to music.

9 Punctuate the following sentence.

ضع علامات الترقيم للجملة الآتية.

does she enjoy cooking

Lesson 3

- Reading
- Language use

I

Vocabulary

Key Vocabulary



present هدية



bread خبز



bakery مخبز



shoe store
متجر أحذية



butcher's
محل جزارة



bookstore
متجر الكتب



closed
مغلق



pairs
زوجين



birthday
عيد ميلاد

Extra vocabulary

today

اليوم nice

لطيف

Conjugation of verbs

تصريف الأفعال

Regular

Present

want يريد
try يحاول
close يغلق
need يحتاج

Past

wanted
tried
closed
needed

Irregular

Present

go يذهب
do يفعل
am/is يكون
are يكونوا

Past

went
did
was
were

II

Listening and Speaking

★ Listen and read.

استمع واقرأ.



Dad : What did you do today ?

ماذا فعلت اليوم ؟

Lara : I went shopping with Aunt Nermeen.

ذهبت للتسوق مع العمة نرمين.

Dad : Oh, that's nice. Where did you go ?

أوه، هذا لطيف. أين ذهبت ؟

Lara : We went to the market to buy some fruit. Then we went to a shoe store because Aunt Nermeen wanted some new shoes.

ذهبنا إلى السوق لشراء بعض الفاكهة. ثم ذهبنا إلى متجر الأحذية لأن العمة نرمين أرادت بعض الأحذية الجديدة.

Dad : Oh, I hate shopping for shoes !

أوه، أكره التسوق لشراء الأحذية !

Lara : Me too ! Aunt Nermeen tried on lots of different shoes.

أنا أيضًا ! جربت العمة نرمين العديد من الأحذية المختلفة.

Dad : Did she buy any ?

هل اشترت أي منها ؟

Lara : Yes, she did. They were cheap, so she bought two pairs.

She likes shoes !

نعم، اشترت. كانت رخيصة، لذلك اشترت زوجين. هي تحب الأحذية !

• Help your child listen to the dialog and let him/her read what he/she listens to correctly.

• ساعد طفلك أن يستمع إلى المحادثة ودعه يقرأ ما يسمعه بطريقة صحيحة.

★ Look and read.

انظر واقرأ.

I went shopping with my mom.
We went to the bookstore because
I needed a book for school.

ذهبت للتسوق مع أمي. ذهبنا إلى متجر الكتب لأنني كنت
بحاجة إلى كتاب للمدرسة.



I went shopping with my dad. We
went to the bakery because we
wanted to buy some bread.

ذهبت للتسوق مع والدي. ذهبنا إلى المخبز لأننا أردنا
شراء بعض الخبز.

I went shopping with my grandma.
We went to the butcher's, but it
was closed !

ذهبت للتسوق مع جدتي. ذهبنا إلى محل الجزار، لكنه كان
مغلقاً !



I went shopping with my brother.
It's Mom's birthday, so we wanted
to buy her a present.

ذهبت للتسوق مع أخي. إنه عيد ميلاد أمي، لذلك أردنا أن
نشتري لها هدية.

III Language

A conjunction : is a part of speech that is used to connect two or more than two different words, phrases in a sentence.

الربط هو جزء من الكلام يستخدم لربط كلمتين أو أكثر من كلمتين أو عبارتين مختلفتين أو عبارة في الجملة.

1 because لأن

★ We use it to show a reason. نستخدم لتوضيح سبب.

I ate some bread **because** I was hungry.



2 so لذلك

★ We use it to show a result. نستخدم لتوضيح نتيجة.

He was hungry, **so** he ate some bread and cheese.



3 but لكن

★ We use it to join two ideas that are opposites. نستخدم لتوضيح تناقض بين فكرتين.

I don't like shopping, **but** I like cooking.



4 and و

★ We use it to join two ideas. نستخدم «and» لربط فكرتين.

We went to the supermarket to buy some cheese **and** some fruit.



2 The past simple tense

زمن الماضي البسيط

Usage الاستخدام

يستخدم الماضي البسيط للتعبير عن فعل حدث وانتهى في زمن الماضي.

A Affirmative statements

الجملة الخبرية المثبتة

Formation

التصريف الثاني للفعل (غير المنتظم) **(inf. + d/ed)** + الفاعل **Subject**



I played video games yesterday.

لعبت ألعاب فيديو أمس.



B Yes / No question

السؤال «بـ هل...؟» في زمن الماضي البسيط

Formation

Did + subj. + inf. ?



Did she buy shoes ?

هل قامت بشراء حذاء ؟

Yes, she did.

نعم، قامت بذلك.



C Wh-question

السؤال بأداة الاستفهام في زمن الماضي البسيط

Formation

Wh-word + did + subj. + inf. ?



What did she buy ?

ماذا اشترت ؟

She bought some fruit.

اشترت بعض الفاكهة.



Key words كلمات دالة

in the past في الماضي

ago منذ

yesterday أمس

in + سنة ماضية (2000)

last

year السنة الماضية

month الشهر الماضي

week الأسبوع الماضي

Tuesday الثلاثاء الماضي

- Help your child to learn how to use the past simple tense.
- Help your child review the question in the past simple.

- ساعد طفلك أن يتعلم كيف يستخدم زمن الماضي البسيط
- ساعد طفلك أن يراجع تكوين السؤال في الماضي البسيط



Pop Quiz on Language

1 Read and circle.

اقرأ وضع دائرة

1. What (do / did) you do yesterday ?
2. We went to the butcher's, (so / but) it was closed.
3. The shoes were cheap, (so / but) she bought two pairs.
4. I (go / went) shopping with my mom yesterday.
5. Last week, Dad (bought / buy) a new car.

2 Read and tick (✓) for the correct answer. اقرأ وضع علامة (✓) للإجابة الصحيحة.

1. I was sick, I didn't go to work.
☐ so ☐ because ☐ but
2. Ahmed is tall, Ali is short.
☐ because ☐ but ☐ so
3. He cannot go to the club it is raining now.
☐ but ☐ so ☐ because
4. you tidy your bedroom yesterday ?
☐ Did ☐ Does ☐ Is
5. Seif likes reading books magazines.
☐ because ☐ and ☐ so

3 Read and choose the correct answer.

اقرأ واختر الإجابة الصحيحة.

1. It was cold, (so - because - but) I closed the windows.
2. In winter, it is cold (for - but - and) wet.
3. It was an easy test, (and - but - or) I didn't get good marks.
4. (Did - Are - Does) Younis visit his grandmother last night ?
5. What (do - did - was) you eat for lunch yesterday ?
6. Did you (travel - travels - traveling) by plane ?

Activities | on Lesson 3

1 Complete the following mini dialog.

أكمل المحادثة القصيرة التالية.

magazines - restaurant - because

A : Why did you go to the (1) _____ ?

B : I went to the restaurant (2) _____ I was hungry.

2 Choose the correct answer between brackets.

اختر الإجابة الصحيحة مما بين الأقواس.

1. Where did you (going - went - go) ?

2. I (go - went - going) shopping with my mom yesterday.

3. I went to the restaurant (because - and - so) I wanted to eat.

4. I don't like shopping, (and - but - so) I like cooking.

5. It's my mom's birthday, (and - because - so) we want to buy her a present.

3 Look, read and complete.

انظر، اقرأ واكمل.

cooking - butcher's - market

1.



He went to the
because he wanted to buy meat.

2.



I went to the
yesterday.

4 Look and write a sentence under each picture.

انظر واكتب جملة أسفل كل صورة.

1.



2.



5 Read and write True (T) or False (F).

اقرأ واكتب صح (T) أو خطأ (F).

I went shopping with my mother last Friday. We needed meat, so we went to the butcher's. We wanted some fruit and vegetables so we went to the market. We went to the bakery because we needed to buy bread.

1. I went shopping with my dad last Friday.
2. We needed meat, so we went to the butcher's.
3. We went to the bakery because we needed to buy bread.

T	F
<input type="checkbox"/>	<input type="checkbox"/>
<input type="checkbox"/>	<input type="checkbox"/>
<input type="checkbox"/>	<input type="checkbox"/>

6 Look, unscramble and write.

انظر، اعد ترتيب الحروف واكتب.

1.



t r e h u b c 's

2.



r a b e d

3.



t e s p r e n

7 Read, order and write.

اقرأ، رتب واكتب.

1. hates - for - She - shoes - shopping.

2. did - buy - What - she ?

8 Punctuate the following sentences.

ضع علامات الترقيم للجمل الآتية.

1. what did you do yesterday

2. i needed a book for school

Lessons 4&5

- Vocabulary
- Speaking
- CLIL : Math

I


Vocabulary



notes عملات ورقية



coins عملات [معدنية]



marks علامات

II

Listening and Speaking

★ Look and read.

انظر واقرأ.

How much is this rice ?
كم ثمن هذا الأرز ؟

It's 12 LE.
إنه ١٢ جنيهًا.

I have 20 LE.
لدى ٢٠ جنيه.

So, I owe⁽¹⁾ you 8 LE change⁽²⁾. Here you are. Here's a 5 LE note and 3 LE coins.
لذا فأنا مدين لك بـ ٨ جنيهات باقية لك، تفضل.
ها هي ٥ جنيهات ورقية و ٣ عملات معدنية.

Thank you !
شكرا لك !

(1) مدين لـ (2) فكه / باقى النقود

III Language

1 To say how much something costs.

١. لذكر كم يكلف شيء ما.

★ We use "How much ... ?" to ask about price.

نستخدم "How much ... ?" بمعنى كم الثمن ... ؟ للسؤال عن السعر.



How much is the orange juice ?

كم ثمن عصير البرتقال ؟

It's 17 pounds.

إنه بـ ١٧ جنيهًا.



2 To add and subtract money.

٢. لجمع وطرح النقود.

1 Addition عملية الجمع

★ We use the sign (+) to express addition. نحن نستخدم العلامة (+) لعملية الجمع.



3

+

2

=

5

2 Subtraction عملية الطرح

★ We use the sign (-) to express subtraction.

نحن نستخدم العلامة (-) لعملية الطرح.



6

-

2

=

4



How much change ? ما مقدار الفكة ؟

Activities | on Lessons 4&5

1 Complete the following mini dialog.

أكمل المحادثة القصيرة التالية.

eight – cost – change

A : How much (1) do you get ?

B : I get (2) LE.

2 Choose the correct answer between brackets.

اختر الإجابة الصحيحة مما بين الأقواس.

- (Coins - Lions - Clowns) are money.
- How (much - many - old) is the rice ? - It's 20 LE.
- Here is a 10 LE note and 4 LE (money - coins - change).
- I (have - owe - do) you 8 LE change.
- Ten plus five (is - are - have) fifteen.
- (Here - There - Their) you are.

3 Look and write the missing letters.

انظر واكتب الحروف الناقصة.

1.



co _ n

2.



n _ te

3.



m _ ney

4.



m _ _ ks

4 Look, read and answer.

انظر، اقرأ وأجب.

1. How much does it cost ?

.....



2. How much change do you get ?

.....



5 Read and tick (✓) or (X).

- I have some coins.
- We bought some milk.

اقرأ وضع علامة [✓] أو [X].


☐
☐

6 Read and match.

- We have some coins. •
- Three plus seven is ten. •
- We need to buy some milk. •

اقرأ وصل.

$$3 + 7 = 10$$



7 Read and match (A) with (B).

اقرأ وصل العمود [A] بالعمود [B].

[A]

- How much does it cost ? •
- How much change do you get ? •
- How much change does she owe ? •

[B]

- ☐ a. She owes 40 LE.
- ☐ b. I get 5 coins.
- ☐ c. It costs 30 LE.
- ☐ d. He has a lot of money.

8 Read, order and write.

اقرأ، رتب واكتب.

- plus - sixty - is - Fifty - ten.

- have - LE - I - 20 .

9 Punctuate the following sentence.

ضع علامات الترقيم للجملة الآتية.

how much is this rice

Lessons 6&7

- A trip to the supermarket
- Let's go shopping !

I

Vocabulary

At the supermarket في السوق



melon شمام



yogurt زبادي



grapes عنب



pears كمثرى



fruit salad سلطة فواكه



recipe وصفة طعام



figs تين



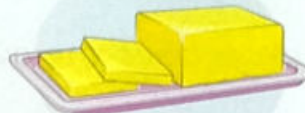
cucumber نمرة خيار



apple تفاحة



rice أرز



butter زبدة



tomatoes طماطم



onions بصل



potatoes بطاطس



loaf رغيف خبز



cheese جبن

A recipe is how to cook a dish.

الوصفة هي كيفية طهي طبق (طعام) ما.

II

Listening and Speaking

★ Listen and read.

استمع واقراً.



Mazen : Mom, can we make a fruit salad ? أمي، هل يمكننا صنع سلطة فواكه؟

Mom : Yes, that's a good idea. What do we need ? نعم، هذه فكرة جيدة. ماذا نحتاج ؟

Mazen : I have a recipe. We need three bananas, four oranges and some grapes. أنا لدى وصفة. نحن نحتاج ثلاث ثمرات موز ، أربع برتقالات وبعض العنب.

Mom : Ok. We have five bananas. We have one orange, but we don't have any grapes. Is there anything else ? حسناً. نحن لدينا خمس ثمرات موز. لدينا برتقالة واحدة، ولكن ليس لدينا أي عنب. هل يوجد أي شيء آخر ؟

Mazen : Yes, we need some apple juice. نعم، نحتاج لبعض من عصير التفاح.

Mom : We have lots of apple juice. لدينا العديد من عصير التفاح.

Mazen : Great ! And we need a melon. عظيم ! ونحتاج إلى شمام.

Mom : Let me see... no, we don't have a melon. دعني أرى... لا، ليس لدينا شمام.

• Help your child listen to the dialog and let him/her read what he/she listens to correctly.

• ساعد طفلك أن يستمع إلى المحادثة ودعه يقرأ ما يسمعه بطريقة صحيحة.

تفضلي البرتقال.

Mazen : Here are the oranges.

كم عدد البرتقال الذي نحتاجه ؟

Mom : How many oranges do we need ?

Mazen : We need four oranges. We have one at home⁽¹⁾, so that's three oranges. 1, 2, 3.

نحن نحتاج أربع برتقالات. لدينا واحدة في المنزل، لذلك ها هم ثلاثة ١، ٢، ٣.

ماذا نحتاج أيضًا ؟

Mom : What else do we need ?

Mazen : Grapes – here are the grapes.

عنب - تفضلي العنب.

Mom : And a melon⁽²⁾ – that's a nice one.


وشمام - هذه واحدة جيدة.

Mazen : Let's get some yogurt⁽³⁾, too.

هيا نحصل على بعض الزبادي، أيضًا.

Mom : Yes, good idea⁽⁴⁾ !

نعم، فكرة جيدة !



(1) منزل | (2) شمام | (3) زبادي | (4) فكرة جيدة

★ Look, listen and read.

انظر، استمع و اقرأ.



4 apples



milk



bread



rice

Man : Hello. I'd like some rice, please. أهلاً، أريد بعض الأرز من فضلك.

Storekeeper⁽¹⁾ : Here's the rice. Is one bag ok ? ها هو الأرز. هل كيس واحد مناسب ؟

Man : Yes, thank you. I also need four apples. نعم، شكرًا. أنا أيضًا بحاجة إلى أربعة تفاحات.

Storekeeper : 1, 2, 3, 4 – here you are. Is there anything else ? ا، ٢، ٣، ٤ - ها هم. هل هناك شيء آخر ؟

Man : Yes, I need some milk and some bread. نعم، أنا بحاجة إلى بعض الحليب وبعض الخبز.

Storekeeper : Here's some milk, but I don't have any bread. هذا بعض الحليب، لكن أنا ليس لدى أى خبز.

Man : That's OK. I can go to the bakery. حسناً، يمكنني الذهاب إلى المخبز.

Storekeeper : OK, so the rice is 12 LE, the apples are 8 LE and the milk is 5 LE. That's 25 LE. حسناً، الأرز ١٢ جنيهاً، التفاح ٨ جنيهات واللبن ٥ جنيهات. المجموع (المبلغ) ٢٥ جنيهاً.

Man : Here's 50 LE. تفضل ٥٠ جنيهاً.

Storekeeper : So I owe⁽²⁾ you 25 LE change⁽³⁾. Here you are ! لذا فأنا مدين لك بـ ٢٥ جنيهاً باقي. تفضل !

Man : Thank you. Goodbye ! شكرًا لك، إلى اللقاء !

(1) أمين مخزن/تاجر | (2) مدين | (3) باقي النقود / فكة

III Language

Using "some" and "any" to talk about quantity.

استخدام "some" و "any" للتحدث عن كمية شيء ما.

Some بعض

★ We use some in affirmative statements.

- تستخدم "some" في الجمل الخبرية المثبتة.

- There's **some** bread.



★ It can be used in a question just if you are offering something.

- يمكن استخدامها في السؤال فقط إذا كنت تعرض شيء ما.

- Would you like **some** apples?



any أي

★ We use "any" in negative and interrogative statements.

- تستخدم "any" في الجمل الخبرية المنفية والجمل الاستفهامية.

- There isn't **any** milk.



- Are there **any** oranges?

- Yes, there're **some**.



- Is there **any** water?

- No, there isn't.



Pop Quiz on Language

★ Read and write "some" or "any".

اقرأ واكتب [some] أو [any].

1. Here's juice.

2. I don't need rice.

3. Are there onions?

4. Would you like bread?

5. They didn't eat apples.

6. Esraa needs milk to make cake.

7. There aren't flowers in my garden.

8. There's pizza in the fridge.

• Help your child to differentiate between "some" and "any".

• ساعد طفلك أن يميز (يفرق) بين "some" و "any".

Activities | on Lessons 6&7

1 Complete the following mini dialog.

أكمل المحادثة القصيرة التالية

loaf - many - oranges

Hala : How (1) oranges do we need ?

Asmaa : We need three (2)

2 Choose the correct answer between brackets.

اختر الإجابة الصحيحة مما بين الأقواس

1. No, I (do - don't - does) have any bread.
2. How (much - many - some) bananas do we have ?
3. Let's get (some - any - a) yogurt.
4. I don't have (an - any - some) fruit.
5. I'd (look - like - need) some milk, please.

3 Look and write the missing letters.

انظر واكتب الحروف الناقصة

1.



_ o _ urt

2.



gr _ p _ s

3.



s _ l _ d

4.



ch _ _ se

4 Look, read and complete.

انظر، اقرأ واكمل.

orange - bread - list



1. We need some



2. We have one

5 Read, order and write.

اقرأ، رتب واكتب.

1. the - to - I - go - can - bakery.

2. they - Do - some - need - to buy - apples ?

6 Read and match (A) with (B).

اقرأ وصل العمود [A] بالعمود [B].

[A]

1. I'd like
2. Is there
3. I owe you

[B]

- ☐ a. anything else ?
- ☐ b. 25 LE change.
- ☐ c. at the market.
- ☐ d. one chicken, please.

7 Look, unscramble and write.

انظر، اعد ترتيب الحروف واكتب.

1.



n e l m o

2.



s i g f

3.



o f a l

4.



s e r a p

8 Look and write a sentence under each picture.

انظر واكتب جملة أسفل كل صورة.

1.



2.



9 Punctuate the following sentence.

ضع علامات الترقيم للجملة الآتية.

how many oranges do we need

Lessons 8&9

- Reading
- Communication
- Reading and writing

I

Vocabulary

Key Vocabulary

Ways of communications طرق التواصل



phone
هاتف



envelope
مظروف / ظرف



stamp
ختم / طابع



address
عنوان



email
بريد إلكتروني



letter
خطاب

Extra vocabulary

school trip	رحلة مدرسية	dear	عزيزي
crafts	صناعات يدوية	informal	غير رسمي
products	منتجات	colored	ملونة
basket	سلة	older	أكبر سنًا
formal	رسمي	bye	الوداع / إلى اللقاء

Conjugation of verbs

تصريف الأفعال

Regular

Present

hope	يأمل
post	ينشر
type	يكتب
press	يضغط

Past

hoped
posted
typed
pressed

Irregular

Present

let	يسمح / يترك
come	يأتي
write	يكتب
send	يرسل

Past

let
came
wrote
sent

Important expressions and prepositions

تعابير وحروف جر هامة

- Yours sincerely, - تفضلوا بقبول فائق الاحترام,
- come to - يأتي إلى

II

Listening and Reading

★ Look and read.

انظر واقرأ.

A letter is usually formal. You write a letter on paper and you put it in an envelope. You write the address on the envelope, and you put a stamp on it. Then you post the letter.

الخطاب عادة ما يكون رسمي. أنت تكتب رسالة على الورق وتضعها في مظروف. أنت تكتب العنوان على المظروف وتضع طابع بريد عليه. ثم ترسل الرسالة بالبريد.



An email can be formal or informal. You can send an email to your friend quickly. You write it on a computer or a phone. You type in the email address, write the email, and press "Send" !

البريد الإلكتروني يمكن أن يكون رسمي أو غير رسمي. يمكنك إرسال بريد إلكتروني إلى صديقك بسرعة. تكتبه على جهاز الكمبيوتر أو الهاتف المحمول. تكتب عنوان البريد الإلكتروني، اكتب رسالة بريد إلكتروني، واضغط على "إرسال" !



★ Look, read and learn.

انظر، اقرأ وتعلم.

Sending an e-mail :

✉ New message

To : sara@gmail.one

Subject : Our party

Hi Sara,
We're having a family party on 14th June because it's my grandma's birthday.
My mom says I can ask a friend.
Can you come ? I hope so !
Love,
Nesma

SEND

Write the e-mail address.

Tell the person what your message is about.

Write your message.

Press send.

-مرحبًا يا سارة، سنقيم حفلًا عائليًا في ١٤ يونيو لأنه عيد ميلاد جدتي. أمي تقول أنه يمكنني أن أسأل صديقًا. هل تستطيع أن تأتي؟ أأمل ذلك! مع حب، نسمة.

★ Read and identify.

اقرأ وتعرف.

Sending a letter :

The person who the letter is for.

The main body of the text.

The person who the letter is from.

Dear Mr Gamal,

Thank you for letting us come to your store on our school trip. It was very interesting and I learned a lot about how to make crafts. You have lots of interesting products from all over Egypt. My favorite things were the colored baskets. I would like to have a store when I am older because I think it would be fun.

Yours sincerely,

Wael Habib

The difference between email and letter الاختلاف بين البريد الإلكتروني والخطاب

Letter

- We start a letter with "Dear" and the person's name.

نبدأ الخطاب بـ "عزيزي/عزيزتي" واسم الشخص.

- We finish a letter with "yours sincerely" and your name.

نهي الخطاب بعبارة "تفضلوا بقبول فائق الاحترام" واسمك.

- It's formal.

إنه رسمي.

Email

- We start an email with "Hi" and the person's name.

نبدأ البريد الإلكتروني بـ "مرحباً" واسم الشخص.

- We finish an email with "love or Bye" and your name.

نهي البريد الإلكتروني بكلمة "حب [مودة] أو إلى اللقاء" واسمك.

- It's informal.

إنه غير رسمي.

What makes something formal or informal ؟ ما الذي يجعل الأشياء رسمية أو غير رسمية ؟

Formal

Formal texts have no contractions, use long sentences with specific phrases.

النصوص الرسمية لا يكون بها اختصارات، استخدام جمل طويلة بعبارات محددة.

e.g. Thank you for , I would like to , Yours sincerely, etc.

Informal

Informal texts to be direct, as if you're speaking to someone, with contraction and direct questions; exclamation marks are often used too.

النصوص الغير رسمية تكون مباشرة كأنك تتحدث إلى شخص ما؛ باستخدام الاختصارات والأسئلة المباشرة وعلامات التعجب.

- عزيزي أستاذ جمال، شكراً لك على السماح لنا بالحضور إلى متجرك في رحلتنا المدرسية. كان الأمر ممتعاً للغاية وتعلمت الكثير عن كيفية صنع الحرف اليدوية. لديك الكثير من المنتجات المشوقة من جميع أنحاء مصر. كانت الأشياء المفضلة لدى هي السلنل الملونة. أود أن يكون لدى متجر عندما أكبر لأنني أعتقد أنه سيكون ممتعاً تفضلوا بقبول فائق الاحترام، وائل حبيب.

Activities | on Lessons 8&9

1 Complete the following mini dialog.

أكمل المحادثة القصيرة التالية.

cousin - send - emails


Mona : How often do you (1) emails ?

Soha : I send (2) every week.

2 Look, read and complete.

انظر، اقرأ واكمل.

email - letter - envelope



1. He is writing a

2. He sent an to his friend.

3 Read and complete with the words from the box.

اقرأ واكمل بالكلمات من المربع.

envelope - email - letter

A letter is usually formal. You write a (1) on paper and you put it in an envelope. You write the address on the (2) , and you put a stamp on it. Then you post the letter.

4 Choose the correct answer between brackets.

اختر الإجابة الصحيحة مما بين الأقواس.

1. Put a (letter - stamp - map) on the envelope and then post your letter.
2. She puts the letter in the (envelope - pot - stamp).
3. We (post - buy - press) letters.
4. You (write - eat - buy) an email on the computer.
5. When you finish the email, (cut - stop - press) "Send"!
6. We write (emails - letters - envelopes) on paper.
7. We start an email with (Dear - Bye - Hi).
8. Amr (typed - posted - made) in the email address.

5 Read and write True (T) or False (F).

اقرأ واكتب صح (T) أو خطأ (F).

An email can be formal or informal. You can send an email to your friend quickly. You write it on a computer or a phone. You type in the email address, write the email, and press "Send" !

1. An email can be formal or informal.
2. You can send an email to your friend slowly.
3. You can write an email on a television.

T	F
<input type="checkbox"/>	<input type="checkbox"/>
<input type="checkbox"/>	<input type="checkbox"/>
<input type="checkbox"/>	<input type="checkbox"/>

6 Look and write the missing letters.

انظر واكتب الحروف الناقصة.

1.



c _ a _ ts

2.



a _ dr _ ss

3.



ph _ _ e

7 Read, order and write.

اقرأ، رتب واكتب.

1. an - He - can - type - email.

2. he - Why - writing - is - letter - a ?

8 Read and match (A) with (B).

اقرأ وصل العمود (A) بالعمود (B).

[A]

1. My favorite things were •
2. A letter is usually •
3. You write an email •

[B]

- ☐ a. formal.
- ☐ b. on a computer or a phone.
- ☐ c. post the letter.
- ☐ d. the colored baskets.

9 Punctuate the following sentence.

ضع علامات الترقيم للجملة الآتية.

i learned about how to make crafts

Lesson 10

• Learn phonics with Busy Bee !

Phonics

★ Listen and repeat.

استمع وردد.

e a + r = ear

✿ The letters **ear** make the sound /**ɪə**/.



beard لحية



ears آذان

a i + r = air

✿ The letters **air** make the sound /**eə**/.



hair شعر



chair كرسي



Pop Quiz on Phonics

1 Look and complete with (air) or (ear).

انظر واكمل بـ [air] أو [ear].

1.



My teacher has long black h _ _ _ .

2.



My grandpa has a white b _ _ _ d.

3.



My grandma is sitting on a ch _ _ _ .

4.



My rabbit has long _ _ _ s.

2 Read and circle the correct sound.

اقرأ وضع دائرة حول الصوت الصحيح.

1.



air
ear

b _ _ _ d

2.



ear
air

ch _ _ _

3.



air
ear

h _ _ _

Notes for
parents

• Help your child to listen to the words that have /ɪə/ and /eə/ and repeat them.

• ساعد طفلك أن يستمع إلى الكلمات التي تحتوي على صوت /ɪə/ و /eə/ و يردد لهم.

Activities | on Lesson 10

1 Listen and write the missing sound.

استمع واكتب الصوت الناقص.

نصوص الاستماع في نهاية الكتاب

1.



ch _ _ _

2.



b _ _ _ d

3.



h _ _ _

4.



_ _ _ s

2 Read, sort and write.

اقرأ، صنف واكتب.

ears - chair - beard - hair - fair - early

air	ear
_____	_____
_____	_____
_____	_____

3 Read and circle the odd sound out.

اقرأ وضع دائرة حول الصوت المختلف.

1. chair - hair - beard

2. beard - hair - ear

3. hair - ear - pair

4 Look, read and complete.

انظر، اقرأ واكمل.

beard - ears - chair



1. Grandpa has a long

2. An elephant has two big

اقرأ وضع علامة (✓) أو (X).

5 Read and tick (✓) or (X).

1. My grandpa has a white beard.
2. My rabbit has long ears.


☐
☐

انظر، اعد ترتيب الحروف واكتب.

6 Look, unscramble and write.

1.



r i a h

2.



s r e a

3.



a i h c r

7 Look and write the words.

انظر واكتب الكلمات.

1.



2.



3.



4.



8 Read, order and write.

اقرأ، رتب واكتب.

1. long - The teacher - hair - has.

2. sitting - a chair - Grandma - on - is

9 Read and match.

اقرأ وصل.

1. ears

2. chair

3. hair



Lesson 11

- CLIL : Social Studies
- People in our community

I

Vocabulary

Key Vocabulary



principal
مدير / مسئول



doctor
طبيب



nurse
ممرضة



police officer
ضابط شرطة



teacher
معلم / مُعلمة



market seller
بائع متجر



firefighter
رجل إطفاء



waiter
نادل [مقدم الطعام
في المطعم]



chef
طباخ



sick
مريض

Extra vocabulary

weekend	نهاية الأسبوع	breaktime	فترة استراحة	storekeeper	صاحب متجر
lunchtime	موعد الغداء	emergency	طوارئ		

Important expressions and prepositions

تعبيرات وحروف جر هامة

- in charge of
- get better

مسئول عن
يتحسن

- keep safe

يبقى آمناً



Pop Quiz on Vocabulary

★ Look and write the missing letters.

انظر واكتب الحروف الناقصة.

1.



f _ re _ ig _ ter

2.



w _ _ t _ r

3.



d _ _ t _ r

4.



n _ r _ e

II

Listening and Reading

★ Look and read.

انظر واقرأ.

There are lots of different people in our community.

يوجد العديد من الناس المختلفة في المجتمع.



I love my family. I live with my mom, my dad, my brother and my sister. We see our grandparents every weekend. I have an aunt, two uncles, and three cousins, too. It's fun when we are all together.

أنا أحب عائلتي. أنا أعيش مع أمي، أبي، أخي وأختي. نحن نرى أجدادنا نهاية كل أسبوع. لدى خالة، عمان وثلاث أبناء أعمام أيضًا. إنه ممتع عندما نكون جميعًا معًا.

2 At school, there are lots of people who help us. My teacher is very clever. The principal is in charge of the school. There are people to help at lunchtime and breaktime, too.

في المدرسة، هناك الكثير من الأشخاص الذين يساعدوننا. معلمي ماهر جدًا. المدير مسئول عن المدرسة. هناك أشخاص للمساعدة في وقت الغداء وأوقات الراحة أيضًا.



If we are sick, people at the hospital help us. There are doctors and nurses to help us get better.

إذا مرضنا، يساعدنا الناس في المستشفى. هناك أطباء وممرضات لمساعدتنا على التحسن.

4 Police officers and firefighters keep us safe. They can help in an emergency.

ضباط الشرطة ورجال الإطفاء يبقوننا بأمان. يمكنهم المساعدة في حالات الطوارئ.



5



We buy things from stores in town.
People have lots of different stores,
so we can buy the things we need.

نحن نشترى الأشياء من المتاجر في المدينة. الأشخاص لديهم
العديد من المتاجر المختلفة، لذلك نستطيع شراء الأشياء التي
نحتاجها.

6

Storekeepers and markets sellers sell
us food and clothes. Chefs cook food
in restaurants and waiters bring the
food to our table.

يبيع لنا أصحاب المتاجر وبائعو الأسواق الطعام والملابس. يقوم
الطهاة بطهي الطعام في المطاعم ويقوم النادل [مقدمي الطعام]
بإحضار الطعام إلى مائدتنا.



Pop Quiz on Reading

★ Look, read and match.

انظر، اقرأ وصل.



He can help in
an emergency.



He cooks food
in restaurants.



He brings the food
to our table.

Activities | on Lesson 11

اكمل المحادثة القصيرة التالية.

1 Complete the following mini dialog.

Doctors - sick - principal

A : Who can help you when you are (1) ?

B : (2) and nurses can help me when I'm sick.

2 Choose the correct answer between brackets.

اختر الإجابة الصحيحة مما بين الأقواس.

1. There are doctors and (teachers - nurses - mechanics) at the hospitals.
2. Doctors help us get (good - bored - better).
3. Firefighters can help in the (emergency - electricity - shopping).
4. We can (send - buy - make) a lot of things from stores in town.
5. They get together with their friends at (time - breaktime - town).
6. The principal is in (change - range - charge) of the school.

3 Look and write a sentence under each picture.

انظر واكتب جملة أسفل كل صورة.

1.



2.



4 Look and write the words.

انظر واكتب الكلمات.

1.



2.



3.



4.



5 Read, order and write.

اقرأ، رتب واكتب.

1. food - restaurants - Chefs - in - cook.

2. to - You - have - other - help - people.

6 Read and match (A) with (B).

اقرأ وصل العمود (A) بالعمود (B).

[A]

1. When you are sick, •
2. The principal is •
3. The police officer •

[B]

- ☐ a. in charge of the school.
- ☐ b. helps the animals.
- ☐ c. keeps us safe.
- ☐ d. you can go to the hospital.

7 Read and tick (✓) or (X).

اقرأ وضع علامة [✓] أو [X].

1. I love my family.


☐

2. A teacher helps us at breaktime.


☐

8 Read and complete with the words from the box.

اقرأ واكمل بالكلمات من المربع.

principal - emergency - help

There are lots of different people in our community. At school there are lots of people who (1) us. My teacher is very clever. The (2) is in charge of the school. There are people to help at lunchtime and breaktime, too.

9 Punctuate the following sentence.

ضع علامات الترقيم للجملة الآتية.

firefighters help in the emergency

Skills



هذا الجزء يمكنك من ربط الكلمات التي درستها بجمل
ليساعدك على التمكن من مهارة القراءة والكتابة

Reading & writing skills :

Topic	Guiding words	Sentences
At the supermarket	shopping	I like shopping at the supermarket.
	bananas	I have some bananas.
	prefer - cake	I prefer eating cake.
	need	We need to buy some milk.
	buy	We need to buy cheese, oil and bread.
Shopping	went	I went shopping with my mom.
	bookstore	We went to the bookstore.
	need - book	I needed a book for school.
	bakery - bread	We went to the bakery to buy some bread.
	butcher's	We went to the butcher's to buy meat.
An email	email	An email can be formal or informal.
	send	You can send an email to your friend quickly.
	write	You write it on a computer or a phone.
People in our community	keep - safe	Police officers and firefighters keep us safe.
	emergency	Police officers and firefighters can help in an emergency.
	sick - hospital	If we are sick, people at the hospital help us.
	doctors - nurses	There are doctors and nurses to help us get better.
	school	At school, there are lots of people who help us.
	principal - in charge of	The principal is in charge of the school.
	chefs - cook	Chefs cook food in the restaurants.
	waiters	Waiters bring the food to our table.

Review on Unit 10



• I enjoy shopping.



• My grandma doesn't like drinking coffee.



• We went to the bakery because we needed to buy bread.



• I don't like shopping, but I like cooking.



/ ɪ ə /



/ e ə /



• **Addition** : We use the sign (+) to express addition.

$$3 + 2 = 5$$

• **Subtraction** : We use the sign (-) to express subtraction.

$$6 - 2 = 4$$

Activities | on Unit 10

1 Listen and write the missing sound.

استمع واكتب الصوت الناقص.
نصوص الاستماع في نهاية الكتاب

1.



b _ _ _ d

2.



h _ _ _

3.



_ _ _ s

4.



ch _ _ _

2 Complete the following mini dialog.

أكمل المحادثة القصيرة التالية.

money - LE - cost

A : How much does it (1) ?

B : It costs 10 (2)

3 Choose the correct answer between brackets.

اختر الإجابة الصحيحة مما بين الأقواس.

- I (prefer - go - do) eating cakes.
- My sister loves (listen - listening - listens) to music.
- How (much - many - some) change does she owe ?
- Firefighters can help in the (emergency - electricity - shopping).

4 Read and write True (T) or False (F).

اقرأ واكتب صح (T) أو خطأ (F).

There are a lot of people help us. Teachers help students. Doctors and nurses help people who are sick. Firefighters and police officers keep us safe. They help us in an emergency. The mechanic helps us to fix the car.

- There are a lot of people help us.
- Doctors and nurses help people when they are sick.
- The mechanic helps in an emergency.

T	F
<input type="checkbox"/>	<input type="checkbox"/>
<input type="checkbox"/>	<input type="checkbox"/>
<input type="checkbox"/>	<input type="checkbox"/>

5 Look, unscramble and write.

انظر، اعد ترتيب الحروف واكتب.

1.



t e o s r

2.



v n e e o l p e

3.



s r n u e

6 Look and write a sentence under each picture.

انظر واكتب جملة أسفل كل صورة.

1.



2.



7 Look, read and complete.

انظر، اقرأ واكمل.

principal - fruit - coins



1. Let's make a salad.



2. These are some

8 Read and match (A) with (B).

اقرأ وصل العمود [A] بالعمود [B].

[A]

1. He writes

2. Here are

3. I went shopping

[B]

☐ a. some oranges.

☐ b. a stamp on the envelope.

☐ c. with my dad.

☐ d. a letter.

9 Read and tick (✓) or (X).

اقرأ وضع علامة [✓] أو [X].

1. Doctors and nurses work at hospitals.


☐

2. He is a firefighter.


☐

10 Punctuate the following sentence.

ضع علامات الترقيم للجملة الآتية.

i would like some rice

UNIT ELEVEN



• Unit Eleven Objectives

By the end of the unit, your child will be able...

Lessons 1, 2, 3 & 4

Objectives :

- To identify different musical instruments
• أن يتعرف على الآلات الموسيقية المختلفة
- To use what ... with nouns to show approval
• أن يستخدم (What) مع الأسماء ليوضح الاستحسان

Vocabulary :

- oud, guitar, bagpipe, flute, reed pipe, violin, show, dancer, national anthem, folk tale, costume, actor
• عود، جيتار، مزمار القرية، فلوت، مزمارة، آلة الكمان، عرض، راقص، نشيد وطني، رواية شعبية، زي تذكري، ممثل

Language :

- What an amazing show !
• يا له من عرض رائع !
- He can sing very well.
• هو يستطيع أن يغنى بشكل جيد .

Lesson 5

Objectives :

- To recognise and produce the letter sounds / str / and / spr /
• أن يدرك ويقول صوت الحروف / str / و / spr /

Vocabulary :

- string instrument , spring , strong , sprint , string
• آلة موسيقية ، ربيع ، قوى ، سباق قصير سريع ، خيط

Lessons 6 & 7

Objectives :

- To talk about a special day
• أن يتحدث عن يوم مميز

Vocabulary :

special , breakfast , decorate , park , happy , friendly, kahk cookies , meal , present

خاص ، إفطار ، يزين ، حديقة ، سعيد ، ودود ، رقائق بسكويت ، وجبة ، هدية

Lessons 8, 9, 10 & 11

Objectives :

- To label a map of Egypt
• أن يميز خريطة مصر

Vocabulary :

• wind instruments , blow , reed , qanun , hit , rhythm, tune , northern coast , Upper Egypt

• آلات نفخ موسيقية ، ينفخ ، مزمارة ، آلة قانون ، يضرب ، قافية ، نغمة ، الساحل الشمالي ، صعيد مصر

بنهاية هذه الوحدة، سيكون طفلك قادر على ...

Lessons 1,2,3&4

- Vocabulary
- Reading
- Language use

I

Vocabulary

Key Vocabulary

Musical instruments الآلات الموسيقية



flute آلة الفلوت



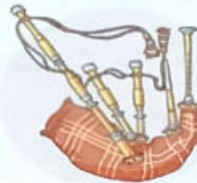
oud عود



violin آلة الكمان



reed pipe مزمار



bagpipe مزمار القرية



guitar جيتار

Extra vocabulary

musician	موسيقيار	Assaya dance	رقص العصايا
fantastic	رائع	folktale	حكاية شعبية
show	عرض	among	بين
lovely	محبوب / لطيف	moral value	قيمة أخلاقية
well	بشكل جيد	stick	عصا
concert	حفلة موسيقى	wonderful	رائع / عجيب
traditional show	عرض تقليدي	funny	مرح / مضحك
national anthem	النشيد الوطني	costumes	أزياء تنكرية
performers	مؤديين/فنانين	folk dance	الرقص الشعبي
actor	ممثل	dancer	راقص

Conjugation of verbs

تصريف الأفعال

Regular

Present

practice يتدرب
respect يحترم
play يعزف / يلعب
perform يؤدي

Past

practiced
respected
played
performed

Irregular

Present

sing يغني
hold بمسك
wear يرتدي
see يرى

Past

sang
held
wore
saw

Important expressions and prepositions

تعبيرات وحروف جر هامة

• What an amazing show !

يا له من عرض مذهش !

• Let's + inf. مصدر الفعل

هيا بنا

• do a folk dance

يؤدي رقصة شعبية

• give a traditional show

يقدم عرض تقليدي

★ Read and identify these definitions.

اقرأ وتعرف على هذه التعريفات.

Words	Definitions
Assaya	is a stick that dancers hold in a traditional dance from the South of Egypt هي عصي يمسكها الراقصون في الرقص التقليدي من جنوب مصر
Anthem	is a national song that the people of a country sing to remember and respect their country هي أغنية قومية شعب الدولة يقوموا بغنائها ليتذكروا ويحترموا دولتهم
Folktales	are stories that are common among a group of people and have a moral value هي قصص شائعة بين مجموعة من الناس ولها قيمة أخلاقية



Pop Quiz on Vocabulary

★ Look, unscramble and write.

انظر، اعد ترتيب الحروف واكتب.

1.



u o d

2.



r e d c n a

3.



t s c i k

4.



e f u t l

II Listening and Speaking

★ Listen and read.

استمع واقرأ.



1 I love the music. The musicians are fantastic.
أحب الموسيقى. الموسيقيون رائعون.

3 It's a lovely song!
إنها أغنية رائعة!

2 What an amazing show!
يا له من عرض مذهش!

4 He can sing very well.
إنه يستطيع الغناء بشكل جيد جدًا.

• Help your child to listen to the dialog and let him / her read what he/she listens to correctly.

• ساعد طفلك في الاستماع إلى المحادثة ودعه/دعها يقرأ ما يسمعه بطريقة صحيحة.

★ Look, read and identify.

انظر، اقرأ وتعرف.

A performance

These performers are giving a traditional show. They are singing traditional songs, playing instruments and doing a folk dance. What instruments can you see ?

1

يقدم هؤلاء الفنانون عرضًا تقليديًا. وهم يغنون الأغاني التقليدية ويعزفون على الآلات ويرقصون الرقص الشعبي. ما هي الآلات التي يمكنك رؤيتها؟



2



The Assaya dance is a traditional dance from the south of Egypt. The dancers hold a stick called assaya. These men are dancing in pairs.

رقصة العصايا هي رقصة تقليدية من جنوب مصر. الراقصون يمسكون عصا تسمى عصايا. هؤلاء الرجال يرقصون في ثنائيات.

3

These children are singing the national anthem. When do you sing the national anthem?

هؤلاء الأطفال يغنون النشيد الوطني. متى تغني النشيد الوطني؟



4



These actors are performing a traditional folktale. There are many folktales in Egypt. The actors are wearing beautiful costumes.

هؤلاء الممثلون يؤدون حكاية شعبية تقليدية. يوجد في مصر العديد من الحكايات الشعبية. الممثلون يرتدون أزياء جميلة.

5

These musicians are playing folk music. This music is very old and they are playing traditional instruments.

هؤلاء الموسيقيون يعزفون الموسيقى الشعبية. هذه الموسيقى قديمة جدًا وهم يعزفون على الآلات التقليدية.



III Language

1 Using "What ... " with nouns to show approval.

استخدام "What" مع الأسماء لتوضيح الإعجاب.

Formation What + a / an + adjective + noun !



What an **amazing** dance!

يالها من رقصة مذهشة!



2 When you want / ask someone to do something.

عندما تريد / تطلب من شخص ما أن يفعل شيء ما

Can you + inf. مصدر الفعل, please ?

هل تستطيع من فضلك ؟

Situation

1. "Let's **ask** Dad to sing a song."

"هيا نطلب من الأب أن يغني أغنية."

2. The teacher **wants** us to tidy the classroom.

المعلم يريدنا أن نرتب حجرة الدراسة.

Question

"Dad, **can you** sing a song, **please** ?"

"**Can you** tidy the classroom, **please** ?"

3 to + inf.



We want the dancers **to dance** for us.

نريد الراقصين أن يرقصوا من أجلنا.



Pop Quiz on Language

★ Read and complete with the correct form.

اقرأ واكمل بالصيغة الصحيحة.

1. Lina, can you (being) in our show, please ?
2. I want you to (helps) me with my homework.
3. Let's (asking) our parents to take us to the show.
4. What a (wonder) show !

Activities | on Lessons 1, 2, 3 & 4

1 Complete the following mini dialog.

أكمل المحادثة القصيرة التالية.

guitar - instrument - favorite

Huda : What (1) are you playing ?

Manar : I'm playing the (2)

2 Choose the correct answer between brackets.

اختر الإجابة الصحيحة مما بين الأقواس.

1. I love it because it is (ugly - beautiful - bad).
2. What a (greater - greatest - great) movie!
3. What (a - an - the) amazing story!
4. He wants the class (to - in - for) sing a song.
5. I love music. The (musicians - engineers - firefighters) are fantastic.
6. He plays the (words - flute - letters).
7. These (products - costumes - performers) are giving a traditional show.
8. They are (reading - typing - singing) traditional songs.

3 Look and write the missing letters.

انظر واكتب الحروف الناقصة.

1.



g _ it _ r

2.



ba _ pi _ e

3.



vi _ l _ n

4.



st _ _ _

4 Read, order and write.

اقرأ، رتب واكتب.

1. do - sing - the national - When - you - anthem ?

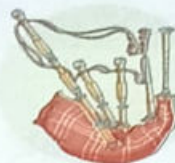
2. song - a lovely - It's.

5 Look and write a sentence under each picture. انظر واكتب جملة أسفل كل صورة.

1.



2.



6 Read and write True (T) or False (F).

اقرأ واكتب صح [T] أو خطأ [F].

Mona likes music. She likes playing music with her friends. She wants the music teacher to play the flute. She wants Heba to sing a song. She asks Ali to play the guitar. She asks Ahmed to play the piano. They play music together.

1. Mona doesn't like music.
2. She wants Ahmed to play the flute.
3. She asks Ali to play the guitar.

T	F
<input type="checkbox"/>	<input type="checkbox"/>
<input type="checkbox"/>	<input type="checkbox"/>
<input type="checkbox"/>	<input type="checkbox"/>

7 Read and match (A) with (B).

اقرأ وصل العمود [A] بالعمود [B].

[A]

1. Can you play
2. Assaya is

[B]

- ☐ a. a stick that dancers hold.
- ☐ b. the guitar, please ?
- ☐ c. the classroom.

8 Look, unscramble and write.

انظر، أعد ترتيب الحروف واكتب.

1.



u d o

2.



s r c o t a

3.



l t u f e

9 Punctuate the following sentence.

ضع علامات الترقيم للجملة الآتية.

he can sing very well

Lesson

5

• Learn Phonics with Busy Bee !

Phonics

★ Listen and repeat.

استمع وردد.

s + t + r = str

✦ The letters **str** make the sound /str/.



string

اوتار / خيط



instruments

آلات موسيقية



strong

قوى

s + p + r = spr

✦ The letters **spr** make the sound /spr/.



spring

فصل الربيع



sprint

يجري / سباق قصير سريع



Pop Quiz on Phonics

1 Look and complete with /spr/ or /str/.

انظر واكمل بـ /spr/ أو /str/.

1. An oud is a _ _ _ ing
in _ _ _ ument.



2. There are folktales
about _ _ _ ing.



3. He's _ _ _ ong, but
he can't _ _ _ int.



4. She plays a _ _ _ ing
instrument in
the _ _ _ ing.



2 Read and circle the correct sound.

اقرأ وضع دائرة حول الصوت الصحيح.

1.



spr

str

_ _ _ ing

2.



str

spr

_ _ _ ing

3.



str

spr

_ _ _ ong

4.



str

spr

_ _ _ int

Notes for
parents

• Help your child listen to the words that have /str/ and /spr/ sounds and repeat them.

• ساعد طفلك أن يستمع إلى الكلمات التي تحتوي على أصوات /str/ و /spr/ ويرددهم.

Activities | on Lesson 5

1 Listen and write the missing sound.

استمع واكتب الصوت الناقص.
نصوص الاستماع في نهاية الكتاب

1.



___ ing

2.



___ ing

3.



in ___ uments

4.



___ int

2 Read, sort and write.

اقرأ، صنف واكتب.

spring - string - instrument - sprint - strong

/ str /	/ spr /
_____	_____
_____	_____
_____	_____

3 Choose the correct answer between brackets.

اختر الإجابة الصحيحة مما بين الأقواس.

1. An oud is a (string - spring - sprint) instrument.
2. The guitar is a musical (string - instrument - instruction).
3. His body is very (string - spring - strong).
4. My sister can (strong - sprint - spring).
5. I like (strong - spring - string), there are a lot of flowers.

4 Read, order and write.

اقرأ، رتب واكتب.

1. warm - It - spring - is - in.

.....

2. plays - He - a traditional - instrument.

.....

Lessons 6&7

• Reading : Celebrations

I

Vocabulary

Key Vocabulary



balloon بالونة



Eid-al-Fitr عيد الفطر



Montazah Palace قصر المنزه



meal وجبة



Sham El-Nessim شم النسيم



picnic نزهة خلوية



mosque جامع



kahk cookies كعك محلي

Extra vocabulary

outside

بالخارج

dye

صبغ / دهان

special

خاص

boat trip

رحلة بالقارب

Conjugation of verbs

تصريف الأفعال

Regular

Present

celebrate يحتفل
decorate يزين
paint يلون
cook يطبخ

Past

celebrated
decorated
painted
cooked

Irregular

Present

go يذهب
eat يأكل
give يعطي
buy يشتري

Past

went
ate
gave
bought

Listening and Reading

استمع واقراً.

End-of-Pipe

A colorful illustration of a classroom scene. An elderly male teacher with a white beard and a white cap sits on a red rug, gesturing with his hands as if speaking. He is surrounded by several young students of various ethnicities, all sitting on the rug and looking towards him. The background shows a classroom with green walls, four arched windows with blue frames, and a small whiteboard on the left.



أحب الاحتفال بعيد الفطر مع عائلتي وأصدقائي. نحن نزين منزلنا، لذلك كل شيء يبدو جميل. في الصباح، أتناول افطارًا خاصًا مع عائلتي. ثم نزور عمي وأبناء عمومتي. عادةً ما نشترى ملابس جديدة للعيد. أحب ارتداء ملابس جديدة. نذهب إلى الحديقة ونرى أصدقائنا.

يوجد في الحديقة بالونات ملونة لتزيين الشجر. الجميع سعداء وودودون للغاية. هناك الكثير من الأشياء الجيدة لتناولها في عيد الفطر. أحب تناول الكعك المحلي. عائلتي لديها وجبة كبيرة مع الكثير من الأشياء المختلفة للأكل. كما أقدم الهدايا. يا له من يوم رائع !

(1) يزين (2) مميز / خاص (3) بالونات (4) وجبة

1. We often buy new for Eid.

a. pens

b. clothes

c. food

2. We go to the and see our friends.

a. home

b. office

c. park

Sham El-Nessim

I love celebrating Sham El-Nessim. It's the start of spring, and it's my favorite time of year. My brother and I always decorate eggs for Sham El-Nessim. My mom cooks eggs until they are hard, then we use paint to dye them different colors. They look very pretty.

Everybody wants to be outside at Sham El-Nessim. My mom and dad make a big picnic. We live in Alexandria, and we go to the gardens at Montazah Palace to eat in our picnic. There are lots of beautiful flowers, and we can see the sea, too.

أحب الاحتفال بشم النسيم، إنه بداية الربيع، وهو الوقت المفضل لدى في العام. أنا وأخي نزين دائماً بيض لشم النسيم. أمي تطهو البيض حتى يصبح صلب، ثم تستخدم الطلاء لتلوينه بألوان مختلفة. تبدو جميلة جداً. الجميع يريد أن يكون بالخارج في شم النسيم. أمي وأبي يقومان بنزهة كبيرة. نحن نعيش في الإسكندرية، ونذهب إلى حدائق قصر المنتزه لنأكل في نزهتنا. هناك الكثير من الزهور الجميلة، ونستطيع رؤية البحر أيضاً.



People in Cairo visit parks to celebrate Sham El-Nessim.

- الناس في القاهرة يزورون الحدائق للاحتفال بشم النسيم.



Some people celebrate the day by going on a boat trip.

- يحتفل بعض الناس باليوم من خلال الذهاب في رحلة بالقارب.



People in Hurghada can go to the beach for a picnic.

- يمكن للناس في الغردقة الذهاب إلى الشاطئ في نزهة.

Choose
the correct
answer :

1. Sham El-Nessim is the start of

a. winter

b. spring

c. summer

2. We live in

a. Alexandria

b. Cairo

c. Luxor

Activities | on Lessons 6&7

1 Complete the following mini dialog.

أكمل المحادثة القصيرة التالية.

celebrate - family - eggs

Yara : How do you (1) Eid al-Fitr ?

Nada : I go outside with my (2)

2 Choose the correct answer between brackets.

اختر الإجابة الصحيحة مما بين الأقواس.

1. I go to the (museum - palace - mosque) with my dad to perform the Eid prayer.
2. I wear my new colorful (balloons - flowers - clothes).
3. She (ate - decorated - made) the wall with pictures.
4. The (musicians - dancers - teachers) play traditional music.
5. My family has a big (bread - cake - meal) with a lot of good things to eat.
6. Sham El-Nessim is an old (spring - autumn - fall) festival celebrated by the Egyptians.
7. I love (eating - wearing - celebrating) my birthday with my family.
8. My mother likes to (grow - decorate - eat) rooms.
9. I don't like the color of this shirt, so I'm going to (cut - wear - dye) it blue.

3 Look and write the missing letters.

انظر واكتب الحروف الناقصة.

1.



p _ r _

2.



d _ c _ rate

3.



c _ _ ki _ s

4.



p _ l _ c _

4 Read, order and write.

اقرأ، رتب واكتب.

1. mom - My dad - and - have - picnic - a big.

2. our - with - celebrate - We - family.

5 Look, read and complete.

home - mosque - park

1.



I like going to the

2.



People go to the in Eid al-Fitr.

6 Read and write True (T) or False (F).

اقرأ واكتب صح (T) أو خطأ (F).

I love celebrating Eid al-Fitr with my family and friends. We decorate our home, so everything looks beautiful. In the morning I have a special breakfast with my family. We often buy new clothes for Eid. We go to the park and see our friends.

1. We don't buy new clothes for Eid.
2. We go to the park and see our friends.
3. We eat a special breakfast in Eid.

T	F
<input type="checkbox"/>	<input type="checkbox"/>
<input type="checkbox"/>	<input type="checkbox"/>
<input type="checkbox"/>	<input type="checkbox"/>

7 Read and complete with the words from the box.

اقرأ واكمل بالكلمات من المربع.

decorate – garden – spring

I love celebrating Sham El-Nessim. It's the start of (1)..... and it's my favorite time of year. My brother and I always (2)..... eggs for Sham El-Nessim. My mom cooks eggs then we use paint to dye them different colors. They look very pretty.

8 Punctuate the following sentence.

ضع علامات الترقيم للجملة الآتية.

what an amazing day

Lessons 8,9,10&11

- CLIL : Music
- Values : Cooperation
- CLIL : Geography
- Writing

I


Vocabulary

Key Vocabulary

Musical instruments الآلات الموسيقية



drum طبلة



qanun آلة القانون



cymbals آلة الصنج



tambourine دُف صغير

Extra vocabulary

tradition	تقليد / تراث	Southern	جنوبي	percussion instrument	آلة قرع
classical	كلاسيكي	wind instrument	آلة نفخ	Western Desert	الصحراء العربية
Northern Egypt	شمال مصر	string instrument	آلة وترية	Nubian	نوبي
popular	شائع	band	فرقة موسيقية	as well as	بالإضافة إلى
Cairo Conservatory of Music	كونسرفتوار القاهرة للموسيقى [معهد القاهرة للموسيقى]				

Conjugation of verbs

تصريف الأفعال

Regular

Present

strum يعزف بآلة وترية
use يستخدم

Past

strummed
used

Irregular

Present

blow ينفخ
hit يضرب
shake يهز
hear يسمع

Past

blew
hit
shook
heard

★ Read and identify these definitions.

اقرأ وتعرف على هذه التعريفات.

Words	Definitions
rhythm قافية	a regular pattern of sounds نمط منتظم من الأصوات
tune نغم	musical notes to make a song نوتات موسيقية لصنع أغنية

II

Listening and Reading

★ Look, listen and learn.

انظر، استمع وتعلم.

Types of instruments

• We can play instruments in different ways

• يمكننا العزف على الآلات بطرق مختلفة

Wind instruments آلات النفخ

We play wind instruments by blowing them.

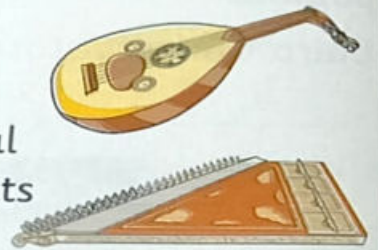
This is a bagpipe. It is a very old instrument. People played it in Ancient Egypt. People play the bagpipe in other countries now, too. It is very famous in Scotland in the UK! This is a reed pipe. It is also a traditional Egyptian instrument. It is made of wood with a reed.



نحن نعزف على الآلات الهوائية عن طريق نفخها. هذا مرمار القربة. إنها آلة قديمة جدًا. الناس في مصر القديمة عزفوا بها. يعزف الناس مرمار القربة في بلدان أخرى الآن أيضًا. إنها مشهورة جدًا في اسكتلندا في المملكة المتحدة! هذا مرمار. إنها أيضًا آلة مصرية تقليدية. إنها مصنوعة من الخشب مع الجريد.

String instruments آلات وترية

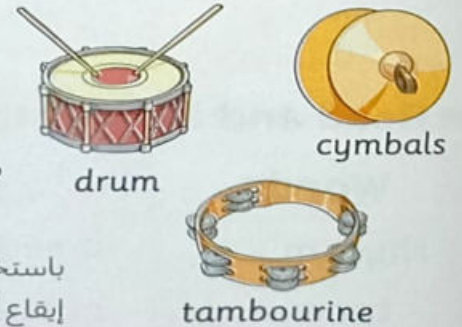
We strum the strings on a string instrument to make music. It can be difficult to learn how to do this, but it is interesting. This qanun has a beautiful sound. There are lots of traditional string instruments in Egypt. What are these instruments?



نقوم بالعزف على الأوتار على آلة وترية لصنع الموسيقى. قد يكون من الصعب تعلم كيفية القيام بذلك، ولكنه مثير للاهتمام. هذا القانون له صوت جميل. هناك الكثير من الآلات الوترية التقليدية في مصر. ما هي هذه الآلات؟

Percussion instruments آلات القرع (الإيقاع)

With percussion instruments, you hit or shake them to make a sound. This can keep a rhythm in music. People play the tambourine, drums or cymbals to keep a rhythm.












باستخدام آلات الإيقاع، نقوم بضربها أو هزها لإصدار صوت. هذا يمكن أن يحافظ على إيقاع الموسيقى. يعزف الناس على الدف أو الطبول أو الصنج للحفاظ على الإيقاع.

★ Read and learn.

اقرأ وتعلم.

Types of instruments

string instruments	wind instruments	percussion instruments
oud 	flute 	tambourine 
guitar 	bagpipe 	cymbals 
violin 	reed pipe 	drums 

★ Look and read.

انظر واقرأ.

A group of musicians is called a band. People in a band play different instruments. The musicians sound good when they play together. The singer is the person who sings the song.

مجموعة من الموسيقيين يسموا فرقة موسيقية. الناس في الفرقة الموسيقية يعرفون على آلات موسيقية مختلفة. الموسيقيين يبدون جيدين عندما يعرفون مغا. المغني هو الشخص الذي يغني أغنية.



Pop Quiz on Reading

★ Read and match (A) with (B).

اقرأ وصل العمود [A] بالعمود [B].

[A]

1. The reed
2. The guitar
3. The cymbals
4. The bagpipe is

[B]

- ☐ a. is a string instrument
- ☐ b. are percussion instrument.
- ☐ c. drums.
- ☐ d. pipe is a wind instrument.
- ☐ e. a wind instrument.

★ Listen and read.

استمع واقرأ.

There are many types of music in Egypt. Different parts of the country have their own traditions.

هناك أنواع كثيرة من الموسيقى في مصر. أجزاء مختلفة من البلاد لها تقاليد خاصة.

Cairo القاهرة

Lots of people live in Cairo, so there are many traditions in one place. You can hear traditional folk music as well as modern pop music.

يعيش الكثير من الناس في القاهرة، لذلك هناك العديد من التقاليد في مكان واحد. يمكنك سماع الموسيقى الشعبية التقليدية وكذلك موسيقى البوب الحديثة.

The Cairo Conservatory of Music is a special school of music in Cairo. People can learn to play classical music on instruments such as the piano and the violin.

معهد القاهرة للموسيقى هو مدرسة خاصة للموسيقى في القاهرة. يمكن للناس تعلم العزف على الموسيقى الكلاسيكية على آلات مثل البيانو والكمان.

Northern Egypt شمال مصر

Sawahili is popular music from the northern coast. It has a lot of string instruments.

السواحلي هي موسيقى شعبية من الساحل الشمالي. لديها الكثير من الآلات الوترية.

Upper Egypt صعيد مصر

Musicians in Upper Egypt play folk music called Saidi. This is very popular in Egypt and in other countries.

الموسيقيون في صعيد مصر يعزفون الموسيقى الشعبية وتسمى صعيدية. هذا يحظى بشعبية كبيرة في مصر والدول الأخرى.

Aswan أسوان

In the southern part of Aswan, there is traditional Nubian music. This is growing and becoming popular in other parts of Egypt and around the world.

في الجزء الجنوبي من أسوان، يوجد موسيقى نوبية تقليدية. هذا يتزايد ويصبح شائعاً في أجزاء أخرى من مصر وحول العالم.



Western Desert الصحراء الغربية

Bedouin music comes from the Western Desert. It uses wind instruments and singers.

تأتي الموسيقى البدوية من الصحراء الغربية ويستخدم آلات النفخ والمغنيين.

Activities | on Lessons 8, 9, 10 & 11

1 Complete the following mini dialog.

أكمل المحادثة القصيرة التالية.

music - folk - flute

Hany : What is your favorite kind of (1)..... ?

Ali : I like traditional (2)..... music.

2 Choose the correct answer between brackets.

اختر الإجابة الصحيحة مما بين الأقواس.

1. I like to visit (Upper - Near - Far) Egypt.
2. (Paris - London - Cairo) is the capital of Egypt.
3. People can learn to play (classical - class - classes) music.
4. At the Cairo (School - Conservatory - Museum) of music, you can learn classical music on the piano.
5. What is your favorite (kind - different - color) of music ?
6. There are many types of (countries - music - stars) in Egypt.
7. I play the guitar in a (hospital - band - road).
8. Cymbals and drums are (wind - string - percussion) instruments.
9. The guitar is a (string - wind - percussion) instrument.
10. We (strum - play - shake) a percussion instrument to make a sound.
11. A (team - string - band) is a group of musicians and a singer.
12. The (flute - violin - tambourine) is a string instrument.

3 Read and match (A) with (B).

اقرأ وصل العمود (A) بالعمود (B).

[A]

[B]

1. Musicians in Upper Egypt •
2. Bedouin music comes from •
3. We play wind instruments by •

- ☐ a. the Western Desert.
- ☐ b. blowing them with our mouth.
- ☐ c. in other countries.
- ☐ d. play folk music called Saidi.

اقرأ واكتب صح (T) أو خطأ (F).

4 Read and write True (T) or False (F).

There are many types of music in Egypt. Different parts of the country have their own traditions. Lots of people live in Cairo, so there are many traditions in one place. You can hear traditional folk music as well as modern pop music. Musicians in Upper Egypt play folk music.

1. There aren't many types of music in Egypt.
2. Different parts of the country have their own traditions.
3. Musicians in Upper Egypt play folk music.

T	F
<input type="checkbox"/>	<input type="checkbox"/>
<input type="checkbox"/>	<input type="checkbox"/>
<input type="checkbox"/>	<input type="checkbox"/>

انظر واكتب الكلمات.

5 Look and write the words.

1.



2.



3.



4.



6 Read, order and write.

اقرأ، رتب واكتب.

1. the - He - can - play - flute.
2. instruments - see - can - you - What ?
3. of - a band - is - A group - called - musicians.

7 Punctuate the following sentences.

ضع علامات الترقيم للجمل الآتية.

1. what's your favorite instrument
2. sawahili is popular music from the northern coast

Skills



هذا الجزء يمكنك من ربط الكلمات التي درستها بجمل
ليساعدك على التمكن من مهارة القراءة والكتابة

Reading & writing skills :

Topic	Guiding words	Sentences
A performance	performers	These performers are giving a traditional show.
	traditional	They're singing traditional songs.
	instruments	They're playing instruments.
	folk dance	They're doing a folk dance.
Eid al-Fitr	celebrating	I love celebrating Eid al-Fitr with my family.
	decorate	We decorate our home.
	breakfast	In the morning, I have a special breakfast with my family.
	new clothes	We often buy new clothes for Eid.
Sham El-Nessim	love	I love celebrating Sham El-Nessim.
	spring	It's the start of spring.
	eggs	I always decorate eggs for Sham El-Nessim.
	paint	We use paint to dye them different colors.
Wind instruments	blowing	We play wind instruments by blowing them.
	bagpipe	The bagpipe is a very old instrument.
	bagpipe - countries	People play the bagpipe in other countries now.
	wood	It's made of wood with a reed.
Musicians	band	A group of musicians is called a band.
	instruments	People in a band play different instruments.
	musicians	The musicians sound good when they play together.
	singer	The singer is the person who sings the song.

Review on Unit 11



- Which is your favorite instrument ?
- I like the violin.



- What an amazing dance!



Activities | on Unit 11

1 Listen and write the missing sound.

استمع واكتب الصوت الناقص.
نصوص الاستماع في نهاية الكتاب

1.



in _ _ _ uments

2.



_ _ _ int

3.



_ _ _ ing

4.



_ _ _ ing

2 Complete the following mini dialog.

أكمل المحادثة القصيرة التالية.

celebrate - concert - kahk cookies

Eman : How do you (1) Eid al-Fitr ?

Mohamed : I eat (2)

3 Choose the correct answer between brackets.

اختر الإجابة الصحيحة مما بين الأقواس.

1. I play the (book - pen - guitar).
2. Let's ask our parents (for - to - in) take us to the show.
3. They're (playing - wearing - singing) costumes.
4. Bagpipes are wind (instruments - costumes - songs).
5. What a (greater - greatest - great) movie!

4 Read, order and write.

اقرأ، رتب واكتب.

1. music - traditional - We - like.

.....

2. your - You - can - out - with - go - friends.

.....

5 Look, unscramble and write.

انظر، اعد ترتيب الحروف واكتب.

1.



a k p r

2.



u d o

3.



r m d u

اقرأ واكتب صح (T) أو خطأ (F).

6 Read and write True (T) or False (F).

I like playing music. There are many different instruments.
Each part of the country plays a special kind of music.
I like the traditional music. My brother likes the modern music.
We sometimes go to concerts to listen to classical music.

1. I like playing music.
2. There are many different instruments.
3. My brother likes the classical music.

T	F
<input type="checkbox"/>	<input type="checkbox"/>
<input type="checkbox"/>	<input type="checkbox"/>
<input type="checkbox"/>	<input type="checkbox"/>

انظر، اقرأ واكمل.

7 Look, read and complete.

flute - trip - music

1.



I like playing the

2.



They go on a boat

8 Look and write a sentence under each picture.

انظر واكتب جملة أسفل كل صورة.

1.



.....

2.



.....

9 Punctuate the following sentences.

ضع علامات الترقيم للجمل الآتية.

1. how do you celebrate Sham El-Nessim

.....

2. everyone is happy and friendly

.....

UNIT TWELVE

Say that again

اذكرها مرة أخرى



• Unit Twelve Objectives

By the end of the unit, your child will be able ...

► Lessons 1, 2 & 3

Objectives :

- To identify some methods of communication
- أن يتعرف على بعض وسائل الاتصال

Vocabulary :

- online safety, strong / weak password , phone call, text message , visit website, send email
- الأمان عبر الإنترنت, كلمة مرور قوية / ضعيفة , اتصال هاتفي, رسالة نصية , يزور موقع إلكتروني, يرسل بريد إلكتروني

Language :

- What do you have to do ? • ماذا عليك أن تفعل ؟

► Lesson 4

Objectives :

- To use "used to" and "didn't use to" to talk about past habits • أن يستخدم اعتاد على ولم يعتاد على للتحدث عن عادات قديمة

Vocabulary :

- telephone, send postcards, on vacation
- هاتف، يرسل رسائل بريدية، في إجازة

► Lesson 5

Objectives :

- To talk about communication in the past
- أن يتحدث عن وسائل التواصل في الماضي

بِتَهْيَاةِ هَذِهِ التَّوْحِيدَةِ، سَيَكُونُ مَطْلُكَ قَادِرَ عَلَى ...

Vocabulary :

- typewriter, slow, post, send signal, newspaper, magazine • آلة كاتبة، بطيء، يرسل إشارة، يرسل بالبريد، جريدة، مجلة

► Lessons 6 & 7

Objectives :

- To identify words which contain silent letters
- أن يتعرف على كلمات تحتوي على حروف صامتة

Vocabulary :

- thumb, knot, write, lamb, knit, wrist
• إبهام، عقدة، يكتب، خروف صغير، يحيك، معصم اليد (رسغ)

► Lessons 8 & 9

Objectives :

- To read and listen about Braille and Louis Braille
- أن يقرأ ويستمع عن طريقة برايل ولويس برايل
- To discuss different ways to communicate

To discuss

- Vocabulary :**
- Braille, accident, blind, code, dot, dash , story book

► Lessons 10 & 11

Objectives :

- To talk about how light travels • أن يتحدث عن كيفية انتقال الضوء •

Vocabulary :

- light, travel, transparent, opaque, reflect, loud, low
• ضوء، يتنقل، شفاف، معتم، يعكس، مرتفع، منخفض

Lessons 1,2&3

- Vocabulary
- Reading : Let's learn words
- CLIL-ICT

I

Vocabulary

Key vocabulary

Communication tools وسائل الإتصال



Extra vocabulary

vacation	أجازة / عطلة	website	موقع إلكتروني	symbols	رموز
address	عنوان	social media	وسائل التواصل الاجتماعي	rules	قواعد
characters	رموز / شخصيات	online safety	أمان عبر الإنترنت	quick	سريع

Conjugation of verbs

تصريف الأفعال

Regular

Present

type	يكتب
share	يشارك
guess	يخمن
follow	يتبع

Past

typed
shared
guessed
followed

Irregular

Present

write	يكتب
send	يرسل

Past

wrote
sent

Important expressions and prepositions

تعبيرات وحروف جر هامة

• get home	يصل للمنزل	• used to	اعتاد أن	• learned about	تعلم عن
• turn on	يشغل [جهاز]	• date of birth	تاريخ الميلاد	• talk about	يتحدث عن
• go online	يتصل عبر الإنترنت				

II Listening and Speaking

★ Listen and read.

استمع واقرأ.



Grandma : These are letters and postcards from my cousins when I was at school.
 هذه رسائل وبطاقات بريدية من أبناء عمومي عندما كنت في المدرسة.

Hany : Why did you write letters ?
 لماذا كتبت خطابات ؟

Grandma : Well, we didn't see each other a lot because we lived in Luxor and they lived in Aswan. We wrote letters. People used to write letters a lot.

حسناً، لم نر بعضنا كثيراً لأننا عشنا في الأقصر وهم عاشوا في أسوان . كتبنا خطابات. اعتاد الناس على كتابة الخطابات كثيراً.

Hana : Really ? I never write letters. We can make a phone call or send a text message.

حقاً ؟ أنا لم أكتب خطابات أبداً. يمكننا إجراء مكالمة هاتفية أو إرسال رسالة نصية.

Hany : I like sending picture messages.
 أحب إرسال الرسائل المصورة.

Grandma : Yes, so do I now!
 نعم ، وأنا الآن كذلك!

• Help your child listen to the dialog and let him/her read what he/she listens to correctly.

• ساعد طفلك في أن يستمع إلى المحادثة ودعه يقرأ ما يسمعه بطريقة صحيحة.

★ Look and read.

- 1 When you have a video chat, you can see the other person.

عندما تقوم بإجراء محادثة فيديو يمكنك رؤية الشخص الآخر.



- 2 You type words to send a text message.

تكتب كلمات لإرسال رسالة نصية.



- 3 You need a password to use some websites.

أنت تحتاج كلمة سر لاستخدام بعض المواقع الإلكترونية.



- 4 It's quick and easy to make a phone call.

إنه سريع وسهل أن تقوم بإجراء مكالمة تليفونية.



III Language functions

Talking about different methods of communication.

التحدث عن وسائل الاتصال المختلفة.

Do you like having video chats ?

هل تحب إجراء محادثات الفيديو ؟



No, I don't.

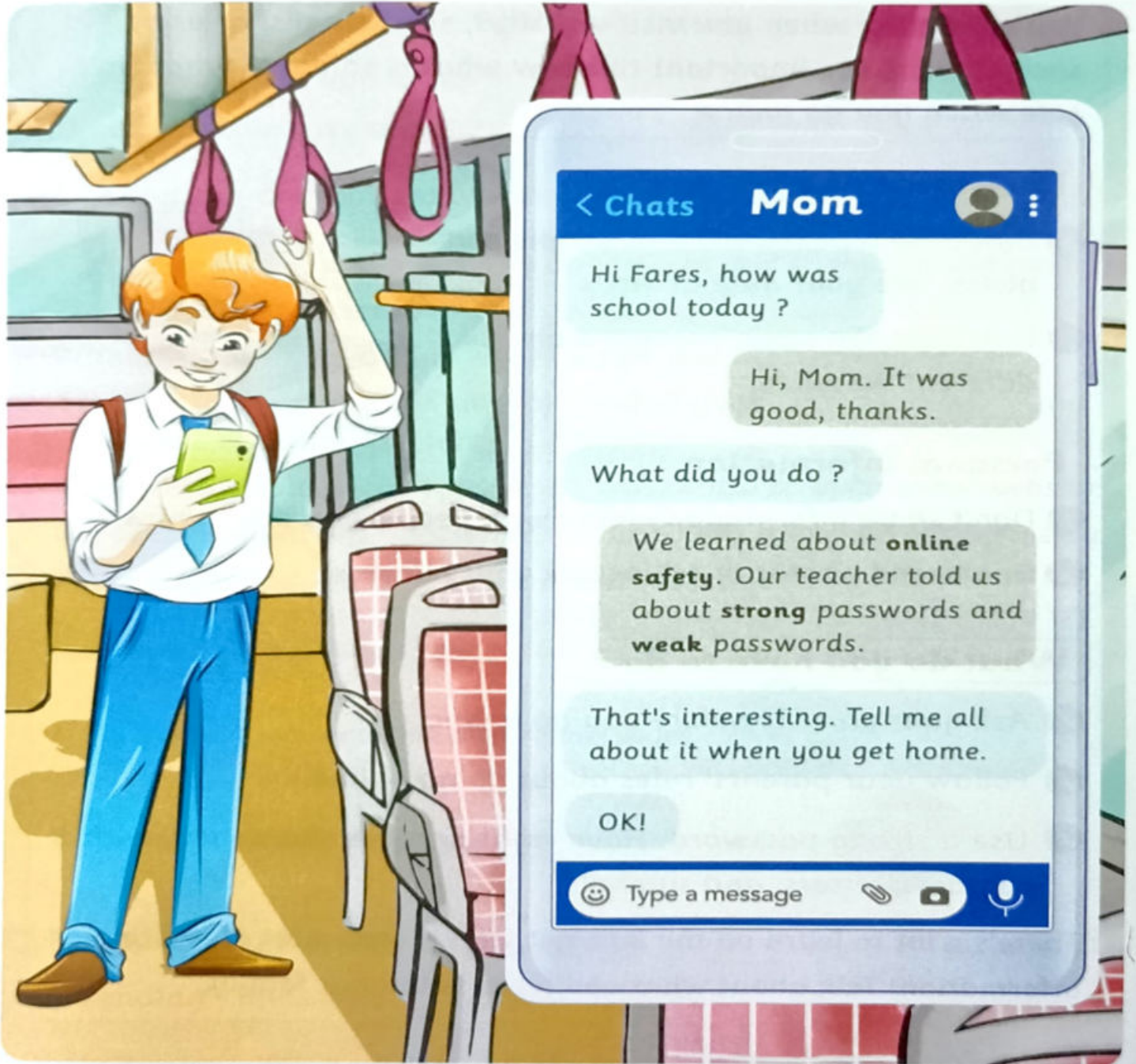
لا، لا أحب.



★ Listen, look and read.

استمع، انظر واقرأ.

Online Safety الأمان عبر الإنترنت



• Help your child to listen, look at the picture and read a dialogue on online safety.

• ساعد طفلك أن يستمع، ينظر إلى الصورة ويقرأ محادثة عن الأمان عبر الإنترنت

مرحبًا فارس، كيف كانت المدرسة اليوم؟ مرحبًا، أمي. كانت جيدة، شكرًا. ماذا فعلت؟ تعلمنا عن الأمان عبر الإنترنت. أخبرتنا معلمتنا عن كلمات المرور القوية وكلمات المرور الضعيفة. هذا شيق. أخبرني عن كل هذا عندما تعود إلى المنزل. حسنًا!

Online Safety

You are online when you visit websites, send emails, or use social media. It's important to know what is safe and what isn't safe when you go online.

Passwords :

- ✗ Don't use a password that people can guess, like your date of birth.
- ✗ Don't use the same password on different websites.



Personal information :

- ✗ Don't share information online with people you don't know.
- ✗ Don't send photos or tell people your address.

What do you have to do ?

- ✓ Ask your parents before you go online.
- ✓ Follow your parents' rules about going online.
- ✓ Use a strong password. Have eight or more characters, with numbers, letters, and symbols.

There's a lot to learn on the internet, and there's a lot of exciting information! Talk about what you learn with your family.

أنت تكون متصل بالإنترنت عندما ترور مواقع ويب، ترسل بريد إلكتروني أو تستخدم وسائل التواصل الاجتماعي. من المهم معرفة ما هو آمن وما هو غير آمن عندما تكون متصل بالإنترنت.

- الكلمات السرية : * لا تستخدم كلمة مرور يمكن للناس تخمينها، مثل تاريخ ميلادك.

- المعلومات الشخصية : * لا تشارك المعلومات عبر الإنترنت مع أشخاص لا تعرفهم.

- ما الذي يجب أن تفعله ؟ * أسأل والديك قبل الاتصال بالإنترنت.

* استخدم رقم سري قوي يتكون من ثمانية رموز أو أكثر مع أرقام وحروف ورموز.

هناك الكثير لتتعلمه عبر الإنترنت، وهناك الكثير من المعلومات الممتعة! تحدث عن ما تتعلمه مع عائلتك.

Activities | on Lessons 1,2&3

1 Complete the following mini dialog.

أكمل المحادثة القصيرة التالية.

see - drink - letters

Donia : Why did you write (1) ?

Dina : Because we didn't (2) each other a lot.

2 Choose the correct answer between brackets.

اختر الإجابة الصحيحة مما بين الأقواس.

1. We wrote (pictures - letters - phones) to our friends in the past.
2. I type words to send (text messages - phone calls - video calls).
3. You are (online - offline - line) when you visit websites.
4. When you make a (phone call - video chat - text message), you can see the other person.
5. We need a (password - postcard - crossword) to open some websites.
6. I sent a (postcard - password - call) to my friend on his birthday.
7. We can (send - make - play) a text message.

3 Read and tick (✓) or (X).

اقرأ وضع علامة [✓] أو [X].

1. My friend often sends me picture messages.


☐

2. He made a video chat.


☐

4 Read, order and write.

اقرأ، رتب واكتب.

1. sending - messages - I - picture - like.

.....

2. did - do - What - you ?

.....

انظر واكتب الحروف الناقصة.

5 Look and write the missing letters.

1.



l _ tter

2.



t _ leph _ ne

3.



we _ site

4.



t _ xt m _ ssage

اقرأ واكتب صح (T) أو خطأ (F).

6 Read and write True (T) or False (F).

When grandma was at school, she lived in Luxor. Her cousins lived in Aswan so she often wrote them letters and postcards. People used to write letters in the past. Hana doesn't write letters because she can make phone calls or send text messages. Hany likes sending picture messages.

1. Grandma lived in Luxor when she was at school.
2. People write letters in the present.
3. Hany doesn't like sending picture messages.

T	F
<input type="checkbox"/>	<input type="checkbox"/>
<input type="checkbox"/>	<input type="checkbox"/>
<input type="checkbox"/>	<input type="checkbox"/>

اقرأ وصل العمود (A) بالعمود (B).

7 Read and match (A) with (B).

[A]

1. Don't send photos •
2. I used to write •
3. We can make •

[B]

- ☐ a. letters to my friends.
- ☐ b. phone calls.
- ☐ c. or tell people your address.
- ☐ d. picture messages.

ضع علامات الترقيم للجمل الآتية.

8 Punctuate the following sentences.

1. it's quick and easy to make a phone call

2. do you often send postcards

Lessons 4&5

- Language use
 - CLIL - History
- ## Communication in the past

I

Vocabulary

Key vocabulary

Old ways of communication طرق التواصل القديمة



typewriter
الآلة الكاتبة



telegraph
آلة التلغراف



radio
راديو [مذيع]



television
التلفاز



telephone
الهاتف الأرضي

New ways of communication طرق التواصل الحديثة



cell phone
الهاتف المحمول



laptop computer
الكمبيوتر المحمول



World Wide Web
شبكة الإنترنت العالمية

Extra vocabulary

signal	إشارة	code	رمز	magazine	مجلة
newspaper	جريدة	wire	سلك	everything	كل شيء

Conjugation of verbs

تصريف الأفعال

Regular

Present

post ينشر / يرسل (بالبريد)
click ينقر / يضغط
communicate يتواصل

Past

posted
clicked
communicated

Irregular

Present

find يجد
write يكتب

Past

found
wrote

Important expressions and prepositions

تعبيرات وحروف جر هامة

• around the world

حول العالم

• on the internet


عبر الإنترنت

II

Listening and Reading

★ Look, listen and read.

انظر، استمع واقرأ.



the telegraph
1830



the typewriter
1867



the telephone
1876



the radio
1901



the television
1927



the cell phone
1973



the laptop computer
1981



the World Wide Web
1991

People used to **communicate**⁽¹⁾ in different ways in the past. They wrote letters, but it was slow to post them. The telegraph sent messages around the world quickly. It used a **code**⁽²⁾ of short and long clicks to send **signals**⁽³⁾ along a **wire**⁽⁴⁾.

People talked to each other on the telephone. It was very exciting when it was new. Telephones used to need wires, but now we have cell phones. People used to use **typewriters**⁽⁵⁾ to write letters, newspapers and magazines. Today we use computers. They are very fast.

Now we use the World Wide Web to find information on the internet. Everything is very different today!

(1) يتواصل

(2) كود / رمز

(3) إشارات

(4) سلك

(5) آلات كاتبة

اعتاد الناس على التواصل بطرق مختلفة في الماضي. لقد كتبوا الخطابات، لكن كان إرسالها بطيئاً. أرسل التلغراف رسائل حول العالم بسرعة. استخدم رمزاً للنفقات القصيرة والطويلة لإرسال إشارات من خلال سلك. تحدث الناس مع بعضهم البعض عبر الهاتف. كان ذلك مثيراً للغاية عندما كان جديداً. كانت الهواتف تحتاج إلى أسلاك، ولكن لدينا الآن هواتف محمولة. اعتاد الناس على استخدام الآلات الكاتبة لكتابة الرسائل والصحف والمجلات. اليوم نستخدم أجهزة الكمبيوتر، إنها سريعة جداً. نستخدم الآن شبكة الإنترنت العالمية لإيجاد معلومات عبر الإنترنت. كل شيء مختلف جداً اليوم.

III

Language

Used to اعتاد أن

★ We use "used to" to talk about past habits.

نستخدم "used to" للتحدث عن عادات في الماضي.

1 Affirmative statements الجمل المنبئة

Formation

He / she / It
I / we / you / They + used to + inf. ...



He used to write letters.

اعتاد على كتابة الخطابات.



2 Negative statements الجمل المنفية

Formation

He / she / It
I / we / you / They + didn't + use to + inf. ...



He didn't use to send text messages.

هو لم يعتاد أن يرسل رسائل نصية.



Pop Quiz on Language

★ Choose the correct answer between brackets. اختر الإجابة الصحيحة مما بين الأقواس.

1. My sister used (to – for – too) cook on Sundays.
2. I didn't use to (watch – watching – watched) TV.
3. I (don't – didn't – doesn't) use to listen to music when I was a child.

• Help your child to know how to use "used to" to talk about past habits.

• ساعد طفلك أن يعرف كيف يستخدم "used to" للتحدث عن عادات في الماضي.

Activities | on Lessons 4&5

1 Choose the correct answer between brackets.

اختر الإجابة الصحيحة مما بين الأقواس.

1. The telegraph used a code of short and long (clicks - letters - pictures).
2. People talked to each other on the (television - telephone - telegraph).
3. People used to use (printers - computers - typewriters) to write letters.
4. Today, we use (telegraphs - computers - typewriters).
5. He used (to - in - for) play cards with his sister.
6. People (used - use - using) to write letters.
7. They didn't (use - used - using) to make video chats.
8. People didn't use to (sending - send - sent) text messages.
9. I used to (drew - draw - drawing) pictures.
10. Fifty years ago, people (didn't - doesn't - don't) use to have video chats.

2 Read and write True (T) or False (F).

اقرأ واكتب صح [T] أو خطأ [F].

People used to communicate in different ways in the past. They wrote letters, but it was slow to post them. The telegraph sent messages around the world quickly. It used a code of short and long clicks to send signals along a wire.

- | | | |
|--|--------------------------|--------------------------|
| | T | F |
| 1. People used to communicate in different ways in the past. | <input type="checkbox"/> | <input type="checkbox"/> |
| 2. People wrote emails in the past. | <input type="checkbox"/> | <input type="checkbox"/> |
| 3. The telegraph sent messages around the world slowly. | <input type="checkbox"/> | <input type="checkbox"/> |

3 Read and match (A) with (B).

اقرأ وصل العمود [A] بالعمود [B].

- [A]
1. People used to
 2. He used
 3. They didn't

- [B]
- ☐ a. use to send text messages.
 - ☐ b. write letters.
 - ☐ c. to visit his friends.
 - ☐ d. didn't use to play games.

4 Look, read and complete.

انظر، اقرأ واكمل.

television - radio - telegraph

1.



2.



The sent signals along a wire. People watch movies on

5 Read, order and write.

اقرأ، رتب واكتب.

1. communicate - different - People - used to - in - ways.

2. send - Did - use - people - telegraphs - to ?

3. didn't - to - use - She - pictures - draw.

6 Read, look and tick (✓) or (X).

اقرأ، انظر وضع علامة [✓] أو [X].

1. People used the telephone to make calls.



2. People used to write letters.



7 Read and complete with the correct form.

اقرأ واكمل بالصيغة الصحيحة.

1. 50 years ago, people used to (writing) letters.

2. 100 years ago, people (doesn't) have video chats.

3. He didn't (used) to drive a car when he was a boy.

8 Punctuate the following sentence.

ضع علامات الترقيم للجملة الآتية.

people didn't use to make video chats

.....

Lesson 6

• Let's learn words

Vocabulary

Key Vocabulary

Adjectives صفات



Extra vocabulary

project	مشروع	broke	كسر
space	فضاء	math test	اختبار رياضيات
history	تاريخ	environment	بيئة



Pop Quiz on Vocabulary

★ Look and write the words.

انظر واكتب الكلمات.

1.



2.



3.



4.



★ Look and read.

انظر واقرأ.

- 1 We did a lot of work on the project. I'm tired.

لقد قمنا بالكثير من العمل في المشروع. أنا متعب.



- 2 My friend is very kind. He helped me with my work.

صديقي عطوف جدًا. هو ساعدني في عملي.



- 3 My brother is angry. His laptop doesn't work.

أخي عاصب. جهاز الكمبيوتر المحمول الخاص به لا يعمل.



- 4 My little brother is very curious about space. He wants to learn lots of things.

أخي الصغير فضولي جدًا بشأن الفضاء. هو يريد أن يتعلم الكثير من الأشياء.



- 5 I'm worried because my friend isn't very happy.

أنا قلق لأن صديقي ليس سعيد.



Activities | on Lesson 6

1 Choose the correct answer between brackets.

اختر الإجابة الصحيحة مما بين الأقواس.

1. She is (worried - hungry - kind) about her exams.
2. They are (curious - tired - bored). They want to learn more.
3. Dad lost his cell phone! He is (angry - happy - interested).
4. We have a school trip to Aswan. We're very (kind - excited - angry).
5. We did a lot of work on the project, so we are (tired - kind - interesting).
6. He is (bored - kind - angry). He helps his friends.
7. She is happy because he gave her a (space - toy - plant) car.
8. She was (bored - excited - interested) at the party, so she left.

2 Read and match (A) with (B).

اقرأ وصل العمود [A] بالعمود [B].

- | [A] | [B] |
|-------------------------------------|---|
| 1. Do you want to play football ? • | <input type="checkbox"/> a. He helped me with my work. |
| 2. My friend is very kind. • | <input type="checkbox"/> b. No, we're tired. |
| 3. We love studying history. • | <input type="checkbox"/> c. We're interested in the past. |
| | <input type="checkbox"/> d. Let's have a lunch. |

3 Read, order and write.

اقرأ، رتب واكتب.

1. am - tired - I - very.
.....
2. about - everything - She - curious - is.
.....
3. very - My friend - kind - is.
.....

Lesson

7

• Learn Phonics with Busy Bee!

Phonics

★ Listen and repeat.

استمع وكرر.

✿ A silent letter : is a letter in a word that you can't hear when the word is said but when you write it, the silent letter is there.

الحرف الصامت هو حرف في الكلمة لا تستطيع سماعه عند قول الكلمة ولكن في الكتابة يكون الحرف موجود.

Silent b



thumb إصبع الإبهام



lamb خروف صغير / حمل

Silent k



knot عقدة / رباط



knit يحيك

Silent w



write يكتب



wrist معصم اليد [رسم]



Pop Quiz on Phonics

★ Look, read and number.

انظر، اقرأ ورقم.

1 My grandma knitted a present for the lamb!

قامت جدي بخياكة هدية للخروف الصغير!



2 My sister writes with her thumb and her wrist is tired!

أختي تكتب بإبهامها ومعصمها متعب!



3 Lambs don't have fingers, thumbs or wrists!

الخراف الصغيرة ليس لديها أصابع، إبهام أو معصم!



• Help your child to identify words which contain silent letters.

• ساعد طفلك أن يتعرف على الكلمات التي تحتوي على حروف صامتة.

Activities | on Lesson 7

1 Look and write the missing letters.

انظر واكتب الحروف الناقصة.

1.



_ not

2.



thum _

3.



_ rite

4.



_ rist

2 Read, sort and write.

اقرأ، صنف واكتب.

tired - knot - watch - wrist - work - lamb

Words with silent letter	Words without silent letters
.....
.....
.....

3 Read and circle (✓) or (X).

اقرأ وضع دائرة حول (✓) أو (X).

1.



lamb

(✓) / (X)

2.



knot

(✓) / (X)

3.



write

(✓) / (X)

4.



knit

(✓) / (X)

4 Choose the correct answer between brackets.

اختر الإجابة الصحيحة مما بين الأقواس.

1. My grandma (knitted - knot - thumb) a sweater.
2. I have a little (lamb - thumb - knot). It eats grass.
3. I wear a watch in my (thumb - wrist - knit).
4. I can (write - knit - thumb) from one to ten.
5. I can use my (thumb - knit - knot) to hold the pen.

Lessons 8&9

- CLIL - Social Studies
- Braille
- Wider world

I

Vocabulary

Key vocabulary

invention	اختراع	Braille	طريقة قراءة للمكفوفين (برايل)
accident	حادثة	dots	نقاط
dashes	خطوط فاصلة	blind	كفيف / فاقد البصر

Extra vocabulary

child	طفل	special	خاص
reading	القراءة	touching	اللمس
finger	إصبع	easier	أسهل
code	رمز / شفرة	news	أخبار

Conjugation of verbs

تصريف الأفعال

Regular

Present

use	يستخدم
receive	يستقبل
own	يملك
want	يريد

Past

used
received
owned
wanted

Irregular

Present

learn	يتعلم
feel	يشعر
make	يصنع
tell	يخبر
read	يقرأ

Past

learnt / learned
felt
made
told
read

Important expressions and prepositions

تعابير وحروف جر هامة

- do math يقوم بالعمليات الحسابية
- on the paper على الورق

II Listening and Reading

★ Look, read and learn.

انظر، اقرأ وتعلم.

The invention of braille is a story about a young boy called Louis Braille. He had an accident when he was a child. When he was five, he was blind - he couldn't see.



Louis went to a special school in Paris for blind children. He learned a code for reading by touching dots and dashes with his fingers. It was difficult, but he wanted to learn to read. When he was fifteen, he made his own code.



It was easier to read. He used six dots and put them in different places. You can feel the special dots on the paper. More people learned braille, and today it helps blind people read, do math and play music all around the world.

اختراع طريقة برايل (للقراءة) هي قصة عن طفل صغير يسمى لويس برايل. تعرض لحادث عندما كان صغيراً، عندما كان في عمر الخامسة، كان كفيف - لم يستطع أن يرى. ذهب لويس إلى مدرسة خاصة في باريس للأطفال المكفوفين. تعلم شفرة للقراءة عن طريق لمس نقاط وخطوط بأصابعه. كان صعب ولكنه أراد أن يتعلم ليقرأ. عندما كان في عمر الخامسة عشر، صنع شفرة خاصة به. كانت الأسهل في القراءة. استخدم ستة نقاط ووضعهم في أماكن مختلفة. تستطيع أن تشعر بالنقاط الخاصة على الورق. تعلم أشخاص أكثر طريقة برايل، واليوم هي تساعد الأشخاص المكفوفين على القراءة، القيام بالعمليات الحسابية وعزف الموسيقى حول العالم.

Answer
the following
questions :

























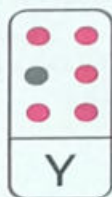

1. Who invented Braille ?
2. What did Louis learn ?

★ Look and identify.

انظر وتعرف.

Braille code for English letters

English Braille Alphabet

 A	 B	 C	 D	 E	 F	 G	 H	 I	 J
 K	 L	 M	 N	 O	 P	 Q	 R	 S	 T
 U	 V	 W	 X	 Y	 Z				







Pop Quiz on Reading

★ Code the following letters by using Braille code.

lamb



l	a	m	b
			

- Braille is a code can use numbers, dots and dashes or it can be the alphabet backwards.

- طريقة برايل يمكنها استخدام الأرقام، النقاط والفواصل أو يمكنها أن تكون أبجدية من النهاية للبداية.

★ Look, read and identify.

انظر، اقرأ وتعرف.

Ways to communicate

وسائل للتواصل

1

We want to send a quick, short message to one person.

نريد إرسال رسالة قصيرة سريعة لشخص.



a text message

2

We want lots of people to buy things and read information on **paper**⁽¹⁾.

نريد الكثير من الناس أن يشتروا الأشياء ويقرأوا معلومات على الورق.




a newspaper or magazine

3

We want to tell one person our **news**⁽²⁾. They don't have to **receive**⁽³⁾ it quickly.

نريد أن نخبر شخص عن أخبارنا. ليس عليهم أن يستقبلوها سريعاً.



a letter

4

We want to **show**⁽⁴⁾ a person a picture using our cell phone.

نريد أن نعرض لشخص صورة باستخدام الهاتف المحمول الخاص بنا.



a picture message

(1) ورق (2) أخبار (3) يستقبل (4) يعرض / يظهر

- 5 We're on **vacation**⁽⁵⁾ and we want to **tell**⁽⁶⁾ a person about it.
نحن في عطلة ونريد أن نخبر شخص عنها.




a postcard

- 6 We want to tell someone a story about something.
نحن نريد أن نخبر شخص قصة عن شيء ما.



a story book

- 7 We want to write to a **person**⁽⁷⁾, and they need to see it quickly. It can be short or long.
نريد أن نكتب لشخص ونحتاج أن يراها سريعاً. يمكن أن تكون قصيرة أو طويلة.



an email

- 8 We want lots of people all around the world to read what we are writing.
نريد من الكثير من الناس حول العالم أن يقرأوا ما نكتبه.



a website

(5) عَظلة (6) يخبر (7) شخص




Pop Quiz on Reading

★ Circle the slowest means of communication. ضع دائرة حول أبطأ وسائل التواصل.



cell phone



letter



email

Activities

on Lessons 8&9

1 Read and match (A) with (B).

اقرأ وصل العمود (A) بالعمود (B).

[A]	[B]
1. I like reading stories from.	<input type="checkbox"/> a. read by touching dots and dashes.
2. The blind people can	<input type="checkbox"/> b. a story book.
3. Braille helps	<input type="checkbox"/> c. blind people.
	<input type="checkbox"/> d. on paper.

2 Choose the correct answer between brackets.

اختر الإجابة الصحيحة مما بين الأقواس.

- Louis Braille learned a (dash - code - type) for reading.
- He learned to read by (making - speaking - touching) dots.
- He can't see, he is (deaf - blind - tired).
- Braille is a way for (listening - reading - speaking).
- Blind people (learned - made - took) braille to read.
- I send a picture (note - message - formal) to show my friends where I am.
- I show my friend a (want - picture message - tell) using my cell phone.
- We can read information on different (websites - letters - emails) on the internet.
- My mom writes a (picture message - postcard - newspaper) when we're on vacation.

3 Read and tick (✓) or (X).

اقرأ وضع علامة [✓] أو [X].

- I write emails when I don't want to be formal.


☐

- I sent short text messages to my friends.


☐

- Magazines and newspapers are ways to communicate.


☐

4 Read, order and write.

اقرأ، رتب واكتب.

1. to - the - What's - communicate - way - best ?

2. was - Braille - Louis - Who ?

5 Look and write the missing letters.

انظر واكتب الحروف الناقصة.

1.




e _ a _ l

2.



l _ t _ er

3.



p _ st _ ard

4.



ac _ i _ _ nt

6 Read and write True (T) or False (F).

اقرأ واكتب صح [T] أو خطأ [F].

Louis Braille had an accident when he was a child. He was blind - he couldn't see. Louis went to a special school for blind children. He learned a code for reading. The code was difficult, so he made his own code. He used six dots to make his code. You can feel the dots on the paper.

1. When Louis Braille was a child, he couldn't see.

T

F

☐

☐

2. Louis Braille learned a code for writing.

☐

☐

3. Louis Braille made a new code for reading.

☐

☐

7 Look and write a sentence under each picture.

انظر واكتب جملة أسفل كل صورة.

1.



2.



8 Punctuate the following sentence.

ضع علامات الترقيم للجملة الآتية.

can you find more letters in braille

.....

Lessons 10&11

- CLIL : Science
- How light travels
- Observing sound

I

Vocabulary

Key Vocabulary

Objects

أشياء



spoon ملعقة



light ضوء



line خط



hole فتحة / حفرة




flashlight مصباح يدوي



card بطاقة



mirror مرآة



wall حائط

Types of sounds

أنواع الأصوات

high	مرتفع / عالي	quiet	هادئ	loud	صاحب
low	منخفض	silent	صامت		

Extra vocabulary

pieces	قطع	straight line	خط مستقيم	shiny	لامع
transparent	شفاف	through	عبر / خلال	noise	ضوضاء
opaque	معتم	smooth	ناعم		

Conjugation of verbs

تصريف الأفعال

Regular

Present

travel ينتقل
move يتحرك
block يحجب

Past

traveled
moved
blocked

Present

allow يسمح
pass يمرر
reflect يعكس

Past

allowed
passed
reflected

Important expressions and prepositions

تعبيرات وحروف جر هامة

- look at ينظر إلى
- in a straight line في خط مستقيم

II

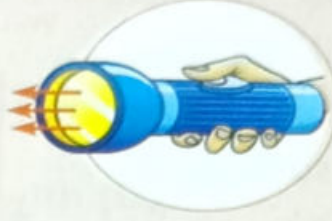
Listening and Reading

★ Look and listen.



انظر واستمع.

Light travels in a straight line.

ينتقل الضوء في خطوط مستقيمة.



Look at this picture.
There are holes in pieces
of card. When the holes
are in a straight line, you
see the light from the
flashlight on the wall.
You can move the card
so the holes aren't in a straight line. The card blocks the light.



انظر إلى هذه الصورة. توجد ثقوب في قطع الكروت. عندما تكون الثقوب في خط مستقيم، ترى ضوء المصباح على الحائط. يمكنك تحريك الكارت بحيث لا تكون الثقوب في خط مستقيم. الكروت تحجب الضوء.



Transparent objects
allow light to pass
through.

الأجسام الشفافة تسمح بمرور
الضوء.



Opaque objects
block light. Light
cannot pass
through them.

الأجسام المعتمة تحجب الضوء.
الضوء لا يمكن أن يمر من خلالها.



Smooth, shiny objects
reflect light. When
you look at them, you
can see your face!

تعكس الأجسام اللامعة والناعمة
الضوء. عندما تنظر إليهم، يمكنك
رؤية وجهك!

★ Read and identify.

اقرأ وتعرف.

Objects are classified when light falls on them into three types:

Objects that allow light to pass through such as :



a water bottle



a window

Objects that block light such as :



a door



a wall

Objects that redirect or reflect light such as :



a metal spoon



a mirror



Pop Quiz on Reading

★ Complete the following table.

اكمل الجدول التالي.

Objects	Allow the light to pass through	Block the light	Reflect the light
 car mirror			
 glass cup			
 door			

Notes for parents

• Help your child read and identify which materials block, pass or reflect light.

• ساعد طفلك أن يقرأ ويتعرف أي المواد تحجب، تمرر أو تعكس الضوء.

• Help your child complete the given table according to which materials block, pass or reflect light.

• ساعد طفلك أن يكمل الجدول المعطى له طبقاً للمواد التي تحجب، تمرر أو تعكس الضوء.

Activities | on Lessons 10&11

1 Choose the correct answer between brackets.

اختر الإجابة الصحيحة مما بين الأقواس.

1. (Light - Shade - Sun) travels in straight lines.
2. When the holes are in a straight line, you see the (light - sound - voice).
3. The walls (block - move - pass) the light.
4. The mirror (comes - reflects - makes) light.

2 Read and match (A) with (B).

اقرأ وصل العمود [A] بالعمود [B].

- [A]
1. Light passes through
 2. Light travels in
 3. A metal spoon

- [B]
- ☐ a. straight lines.
 - ☐ b. reflects light.
 - ☐ c. a water bottle.
 - ☐ d. sound high and low

3 Read, order and write.

اقرأ، رتب واكتب.

1. in - Light - straight - travels - lines.


2. a - Can - hear - loud - you - noise ?

3. reflect - Shiny - light - objects.


4 Look, unscramble and write.

انظر، أعد ترتيب الحروف واكتب.

1. 
i e l n

2. 
a l w l

3. 
o r d o

4. 
a d c r

5 Read and write True (T) or False (F).

اقرأ واكتب صح (T) أو خطأ (F).

Light travels in straight lines. Transparent objects allow light to pass through. Opaque objects block light. Light can't pass through them. Smooth, shiny objects reflect light. When you look at them, you can see your face.

1. Light travels in a round line.
2. Transparent objects allow light to pass through.
3. Smooth, shiny objects reflect light.

T	F
<input type="checkbox"/>	<input type="checkbox"/>
<input type="checkbox"/>	<input type="checkbox"/>
<input type="checkbox"/>	<input type="checkbox"/>

6 Look, read and complete.

انظر، اقرأ واكمل.


wall - window - mirror

1.



A reflects light.

2.



A blocks light.

7 Look and circle.

انظر وضع دائرة.

1.



A door blocks light.
Light passes through a door.

2.



A window is opaque.
Light passes through a window.

8 Read and tick (✓) or (X).

اقرأ وضع علامة [✓] أو [X].

1. A door is an opaque object.



2. It's quiet at night.



9 Punctuate the following sentence.

ضع علامات الترقيم للجملة الآتية.

opaque objects block light

Skills



هذا الجزء يمكنك من ربط الكلمات التي درستها بجمل
ليساعدك على التمكن من مهارة القراءة والكتابة

Reading & writing skills :

Topic	Guiding words	Sentences
Methods of communication	quick - easy	It's quick and easy to make a phone call.
	password	You need a password to use some websites.
	text message	You type words to send a text message.
	video chat	When you have a video chat, you can see the other person.
Online safety	use	Don't use a password that people can guess.
	website	Don't use the same password on different websites.
	send - photos	Don't send photos or tell people your address.
	ask-parents	Ask your parents before you go online.
	strong	Use strong password.
	follow-rules	Follow your parents' rules about going online.
Old ways of communication	information	Don't share information online with people you don't know.
	telegraph	The telegraph sent messages all around the world quickly.
	telephone	People talked to each other on the telephone.
New ways of communication	typewriters	People used to use typewriters to write letters.
	computers	People use computers today.
Braille	find-information	People use the World Wide Web to find information.
	invention	The invention of Braille was by a young boy called Louis Braille.
	learned-reading	He learned a code for reading by touching dots.
	Braille	More people learned Braille.
	blind people	Today it helps blind people read and play music.

Review on unit 12

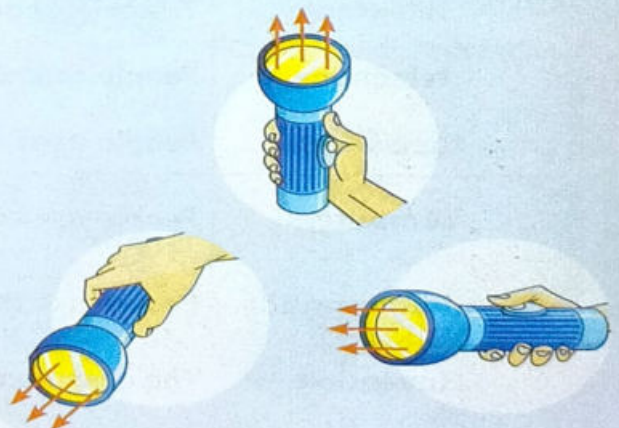


She used to go to school when she was young.



He used to ride a bike when he was a boy.

Light travels in straight lines.



Activities | on Unit 12

1 Look and write the missing letters.

انظر واكتب الحروف الناقصة.

1.



lam _

2.



_ rite

3.



_ not

4.



_ nit

2 Complete the following mini dialog.

اكمل المحادثة القصيرة التالية.

type - postcards - send

Gamila : Do you often (1) postcards?

Fareeda : Yes, I send (2) to my grandparents when we're on vacation.

3 Choose the correct answer between brackets.

اختر الإجابة الصحيحة مما بين الأقواس.

1. You type words to send a (text message - picture message - video chat).
2. You are (offline - online - line) when you visit websites.
3. People (used - use - using) to write letters in the past.
4. They didn't (use - used - using) to make video calls.
5. We did a lot of work on the project. I'm (kind - curious - tired).

4 Read and write True (T) or False (F).

اقرأ واكتب صح (T) أو خطأ (F).

People used to write letters. Now, they type emails and text messages. They didn't use to send text messages. They used to use telephones. They didn't use to have video chats. They used to visit each other.

1. People used to write emails.
2. They used to use telephones.
3. They didn't use to have video chats.

T	F
<input type="checkbox"/>	<input type="checkbox"/>
<input type="checkbox"/>	<input type="checkbox"/>
<input type="checkbox"/>	<input type="checkbox"/>

5 Look, read and complete.

انظر، اقرأ واكمل.

telegraph - letters - window

1.



Light passes through
a

2.



The sent messages
around the world.

6 Read and match (A) with (B).

اقرأ وصل العمود [A] بالعمود [B].

[A]

- 1. People used to
- 2. My brother is

•

•

[B]

- ☐ a. communicate in different ways.
- ☐ b. a letter.
- ☐ c. interested in playing games.

7 Look, read and answer.

انظر، اقرأ واجب.

1.



How could people communicate ?

.....

2.



Can you use a computer ?

.....

8 Punctuate the following sentence.

ضع علامات الترقيم للجملة الآتية.

don't tell people your address

.....

General Revision | on Units 10, 11 & 12

Unit 10



store



supermarket



stall



expensive



cheap



milk



cake



listen to music



coins



drink coffee



notes



shopping

Unit 11



oud



flute



guitar



reed pipe



violin



bagpipe



drum



tambourine



cymbals



qanun

Unit 12




phone call



video chat



text message



picture message



cell phone



telephone



password



postcard

General Activities | on Units 10, 11 & 12

1 Choose the correct answer between brackets.

اختر الإجابة الصحيحة مما بين الأقواس.

1. I like shopping at the (hospital - supermarket - school).
2. A : What's your favorite (food - drink - instrument) ?
B : I like the oud !
3. I (use to - used - didn't use to) drive a car when I was young.
4. (Letters - Emails - Video chats) are an old way of communication.
5. The band is a group of (vets - musicians - teachers). They play music.

2 Look, unscramble and write.

انظر، اعد ترتيب الحروف واكتب.

1.



u h m t b

2.



a g t u r i

3.



r y g a n

3 Read, order and write.

اقرأ، رتب واكتب.

1. each - the telephone - People - other - talked to - on.
2. need - buy - milk - We - some - to.
3. wearing - costumes - The actors - beautiful - are.

4 Punctuate the following sentence.


ضع علامات الترقيم للجملة الآتية.

that car is very old

NON-FICTION READER

Cities in Egypt

المدن في مصر



I

Vocabulary

Key vocabulary



Qaitbay Fort

قلعة قايتباي



the Lighthouse

المئارة



stone

حجر



monuments

أثار



the Library of Alexandria

مكتبة الإسكندرية



thunder and lightning

رعد وبرق



the River Nile Delta

دلتا نهر النيل



windy

عاصف

Extra vocabulary

Lower Egypt	مصر السفلى الوجهة [دلتا مصر]	modern	حديث
highest temperature	أعلى درجة حرارة	historical	تاريخي
lowest temperature	أقل درجة حرارة		

★ Read and identify these definitions.

اقرأ وتعرف على تلك التعريفات.

Words	Definitions
northwest	It is north and west هي شمال غرب
the Lighthouse	is a building with a source of light هي مبنى بمصدر ضوء
digital materials	are materials online or on the computer هي مواد عبر الإنترنت أو على الحاسب الآلي

Cities in Egypt مدن في مصر

* What is a fact file ?

A **fact file** is a short report of all the most important information on one subject. This subject can be a thing, a place or even a person.

- ملف الحقائق هو تقرير قصير لجميع المعلومات المهمة عن موضوع واحد. يمكن أن يكون هذا الموضوع شيئاً أو مكاناً أو حتى شخصاً.

★ Look and read.

انظر واقرأ.

Alexandria الإسكندرية



Fact file : **Alexandria**

Population : More than 5 million

Location :

On Mediterranean Sea, Lower Egypt, near the River Nile delta

What is the weather like ?

- Highest temperature = in August, about 31°C
- Lowest temperature = January, about 18°C

What is it famous for ?

Historical and modern monuments, important port



Pop Quiz

★ Look and complete the fact file.


Fact file : Alexandria

Population : More than million

Location : On Mediterranean

★ Read and learn.

اقرأ وتعلم.



Alexandria is the second biggest city in Egypt. More than 5 million people live there. It's on the Mediterranean Sea, 183 km northwest of Cairo in Lower Egypt. It's near the River Nile Delta. It was a very important port long ago, and it is today, too.

The weather in Alexandria can be different to other parts of Egypt. It's very warm in summer, at about 31°C. It can be cool in winter, at about 18°C. It's next to the sea and it can be windy. There is sometimes rain, thunder and lightning in winter.


It's famous for its amazing history. Lots of people visit Alexandria to see the monuments.

Qaitbay Fort is a citadel next to the sea. It is made of stone. The stones were from a famous lighthouse, the Lighthouse of Alexandria.

In the Library of Alexandria long ago there were important books from all around the world. Now there is the New Library of Alexandria. It's a center for learning with books and digital materials.



Qaitbay Fort




The Library of Alexandria



Lighthouse

- الإسكندرية هي ثاني أكبر مدينة في مصر. يعيش هناك أكثر من 5 ملايين شخص. تقع على البحر الأبيض المتوسط، على بعد 183 كم شمال غرب القاهرة في الجزء السفلي من مصر. تقع بالقرب من دلتا نهر النيل. لقد كانت ميناء مهمًا للغاية منذ فترة طويلة، وهي اليوم كذلك أيضًا.
- يمكن أن يكون الطقس في الإسكندرية مختلفًا عن أجزاء أخرى من مصر. يكون الجو دافئًا جدًا في الصيف، عند حوالي 31 درجة مئوية. ويمكن أن يكون مائل للبرودة في الشتاء بحوالي 18 درجة مئوية. إنه بجوار البحر ويمكن أن يكون عاصفًا في بعض الأحيان تهطل الأمطار والرعد والبرق في الشتاء.
- إنها مشهورة بتاريخها المذهل يزور الكثير من الناس الإسكندرية لمشاهدة المعالم الأثرية.
- قلعة قايتباي هي قلعة بجوار البحر. إنها مصنوعة من الحجر كانت الحجارة من منارة شهيرة، منارة الإسكندرية.
- في مكتبة الإسكندرية منذ زمن بعيد كانت هناك كتب مهمة من جميع أنحاء العالم. الآن توجد مكتبة الإسكندرية الجديدة. إنها مركز للتعلم بالكتب والمواد الرقمية.



The Ant and the Grasshopper

النملة والجراد (الجندب)

Story Map

خريطة القصة

Who?

The main characters

الشخصيات الرئيسية



The ant



The grasshopper

Who?

The supporting characters

الشخصيات المساعدة



cousins



grandparents



children

The setting

المكان



the river



the field



the bridge



ants' house



the market

Story plot

حبكة القصة



Beginning

بداية القصة

- The ant lives with her family.
• تعيش النملة مع عائلتها.
- She always helps her family.
• هي دائمًا تساعد عائلتها.
- The grasshopper is the ant's friend.
• الجراد [الجندب] صديق النملة.
- The ant and grasshopper always play together.
• النملة والجراد [الجندب] دائمًا يلعبون سوياً.



Middle

منتصف القصة

- In summer, the ant helps her family collect wheat and corn.
• في فصل الصيف تساعد النملة عائلتها في جمع القمح والذرة.
- The grasshopper doesn't like to work. He always sleeps.
• الجراد لا يحب العمل. هو دائمًا ينام.




End

نهاية القصة

- In winter, there's no food.
• في الشتاء، لا يوجد طعام.
- The grasshopper is hungry.
• الجراد [الجندب] جائع.
- The ant and the grasshopper work together.
• النملة والجراد [الجندب] يعملان معاً.

Picture Dictionary

القاموس المصور



1

The beginning بداية القصة

The ant helps her family النملة تساعد عائلتها

This is the ant. She lives with her family next to a river. She always helps her family.

هذه هي النملة. تعيش مع عائلتها بجوار نهر. هي دائماً تساعد عائلتها.



The grasshopper plays الجراد يلعب



This is the grasshopper. He is the ant's friend. He never helps. He always plays.

- هذا هو الجراد [الجندب]. إنه صديق النملة. هو لا يساعد أبداً. هو يلعب دائماً.

family

عائلة

next to

بجانب

friend

صديق

always

دائماً

تجمع النملة القمح والذرة The ant collects wheat and corn

It's summer. It's hot. In the afternoon the ant helps her family on the farm. They collect lots of wheat and corn.

- انه فصل الصيف والجو حارًا. في وقت الظهيرة
تساعد النملة عائلتها في المزرعة. فهم يجمعون
الكثير من القمح والذرة.



النملة وعائلتها يعملون بجد The ant and her family work very hard



In the evening they walk home over the bridge. They work very hard every day.

- في المساء يسيروا إلى المنزل أعلى الكوبري. انهم
يعملون بجد كل يوم.

hot	حار	wheat	قمح	work hard	يعمل بجد	farm	مزرعة	collect	يجمع
corn	ذرة	bridge	كوبري	summer	فصل الصيف	evening	مساء		

The ant and grasshopper (الجمدب) النملة والجراد

Every morning the ant and the grasshopper play together. They are good friends. Every afternoon the ant helps her family and the grasshopper sleeps. He never works.

- في كل صباح تلعب النملة والجراد (الجمدب) معًا.
- إنهم أصدقاء جيدون. كل ظهيرة تساعد النملة
عائلتها وينام الجراد (الجمدب). إنه لا يعمل أبدًا.



The grasshopper wants to play all day يريد الجراد أن يلعب طوال اليوم



- The ant wants to play but she needs to help her family.
- The grasshopper laughs at the ant. He wants his friend to stay and play all day.

- تريد النملة أن تلعب ولكن يجب عليها مساعدة عائلتها.

- يسخر الجراد (الجمدب) من النملة. أنه يريد أن تظل صديقته معه ويلعبون طوال اليوم.

together	معًا	sleep	ينام	never	أبدًا	want	يريد
stay	يمكنه / يبقى	laugh at	يسخر من	need	يحتاج		

The ant family need to collect food for winter.

عائلة النملة تحتاج لجمع الطعام لفصل الشتاء.

- The ant tells the grasshopper that her family need to collect food for winter. In winter there isn't any food.
- The ant goes to help her family. The grasshopper sleeps.

- تخبر النملة الجراد [الجندب] أن عائلتها عليها أن تجمع طعامًا لفصل الشتاء. في الشتاء لا يوجد أي طعام.

- تذهب النملة لتساعد عائلتها. الجراد [الجندب] ينام.



يذهب go فصل الشتاء winter



Pop Quiz on the Beginning

★ Read and circle.

اقرأ وضع دائرة.


1. Where does the ant live ?
a. On the farm. b. Next to the river.
2. The ant helps her family.
a. always b. never
3. The grasshopper is the ant's
a. cousin b. friend
4. The grasshopper helps.
a. never b. always

2

The Middle

منتصف القصة

العمل الجاد ينقذك **Working hard saves you**



- The ant family all work together. - عائلة النملة جميعها تعمل معًا.
- The cousins are like construction workers. - أبناء الأعمام يعملون مثل عمال البناء.
- They build cupboards. - فهم يبنون دواليب [لتخزين الطعام].
- The children are farmers and collect the food. - أطفال النمل يكونوا فلاحين ويجمعون الطعام.
- The grandparents carefully put all the food in the cupboards. - الأجداد يضعون بعناية الطعام في الخزانات.

cupboard دواليب farmer فلاح carefully بحذر construction workers عمال بناء cousins أبناء العم

الجراد (الجندب) جائع. **The grasshopper is hungry.**

- It's fall. The grasshopper doesn't have any food. The grasshopper is hungry. The grasshopper goes to the market seller for food. The market seller has lots of food.

- إنه فصل الخريف. ليس لدى الجراد (الجندب) أى طعام. الجراد (الجندب) جائع. ذهب الجراد (الجندب) إلى بائع فى السوق ليطلب طعام. لدى بائع السوق الكثير من الطعام.



الحقول فارغة. **The fields are empty.**



- It is colder. Winter is here. The river turns to solid ice. The fields are empty. In winter there is no food. يصبح الجو أكثر برودة. أنه الشتاء. يتحول النهر لتلج صلب. الحقول فارغة. فى الشتاء لا يوجد طعام.
- The ant family don't work now. They can relax. They have a lot of food in their cupboards. لا تعمل عائلة النملة الآن. فهم يستطيعون أن يرتاحوا. فليدهم الكثير من الطعام فى خزاناتهم.

fall	فصل الخريف	hungry	جائع	market seller	بائع فى السوق
colder	أكثر برودة	field	حقل	empty	فارغ

3

The End

نهاية القصة

There is no food لا يوجد أي طعام

- The grasshopper is hungry. He goes to the market. There are no market sellers. There is no food.

- الجراد (الجندب) جائع. ذهب إلى السوق. لا يوجد أي بائعين بالسوق. لا يوجد أي طعام.




The ant is a good friend النملة صديقة جيدة



- The grasshopper goes to the ant's house. He is very cold and hungry. He needs some food.
- يذهب الجراد (الجندب) إلى منزل النملة. إنه يشعر ببرودة شديدة ويشعر بالجوع. أنه يحتاج بعض الطعام.
- The ant is a good friend. She shares her food.
- النملة صديقة جيدة. فهي تشارك معه طعامها.

house منزل share يشارك

النملة والجراد يلعبون معًا. **The ant and the grasshopper play together.**



The next summer ...

الصيف التالي ...

- In the morning the ant and the grasshopper play.
In the afternoon they collect food together.

- في الصباح تلعب النملة والجراد [الجندب]. بعد الظهر يجمعون الطعام معًا.

Activities

on the Story

1 Read and write True (T) or False (F).

اقرأ واكتب صح (T) أو خطأ (F).

1. The grasshopper has food in winter.
2. The grasshopper works to collect food.
3. The ant's cousins help the family.
4. The ant doesn't like to help her family.
5. The grasshopper works with the ant the next summer.

T	F
<input type="checkbox"/>	<input type="checkbox"/>
<input type="checkbox"/>	<input type="checkbox"/>
<input type="checkbox"/>	<input type="checkbox"/>
<input type="checkbox"/>	<input type="checkbox"/>
<input type="checkbox"/>	<input type="checkbox"/>

2 Read and match (A) with (B).

اقرأ وصل العمود (A) بالعمود (B).

- [A]
1. The grasshopper was hungry because
 2. The ant relaxed because
 3. The ant is a good friend because
 4. The ant and grasshopper

- [B]
- ☐ a. are good friends.
 - ☐ b. she worked hard in the summer.
 - ☐ c. she helped the grasshopper.
 - ☐ d. food in winter.
 - ☐ e. he didn't work in the summer.

3 Look and write the correct sentence under each picture.

انظر واكتب الجملة الصحيحة اسفل كل صورة.

1. The grasshopper sleeps in the afternoon.



.....

.....

2. The ant and grasshopper play together.



.....

.....

4 Look and answer.

انظر واجب.



1. Who sleeps in the afternoon ?
.....
2. What does the family collect ?
.....
3. What do the ant and the grasshopper do together ?
.....

5 Read and complete.

اقرأ واكمل.

collect – cupboards – hungry – winter – ant – work – friends

1. The and the grasshopper play every morning.
2. The grasshopper doesn't in the afternoon.
3. The ant and her family food for winter.
4. The grasshopper doesn't have food in
5. The ant and the grasshopper are good
6. The ant's cousins build for food.



Listening Texts

نصوص الاستماع

Unit 7

Activities on Lessons 10 & 11

Listen and write the missing sound.

- | | |
|-----------|----------|
| 1. clown | 2. play |
| 3. planet | 4. flood |

Activities on unit 7

Listen and write the missing sound.

- | | |
|----------|-----------|
| 1. cloud | 2. planet |
| 3. flag | 4. clown |

Unit 8

Activities on Lesson 11

Listen and write the missing sound.

- | | | |
|----------|------------|----------|
| 1. press | 2. present | 3. truck |
| 4. train | 5. frog | |

Activities on unit (8)

Listen and write the missing sound.

- | | |
|----------|------------|
| 1. frog | 2. present |
| 3. truck | 4. Fred |

Unit 9

Activities on Lessons 11 & 12

Listen and write the missing sound.

- | | | | |
|--------|----------|----------|--------|
| 1. fry | 2. flies | 3. dries | 4. cry |
|--------|----------|----------|--------|

Activities on unit (9)

Listen and write the missing sound.

- | | | | |
|----------|----------|--------|--------|
| 1. tries | 2. fries | 3. dry | 4. cry |
|----------|----------|--------|--------|

Unit 10

Activities on Lesson 10

Listen and write the missing sound.

- | | |
|----------|----------|
| 1. chair | 2. beard |
| 3. hair | 4. ears |

Activities on unit (10)

Listen and write the missing sound.

- | | |
|----------|----------|
| 1. beard | 2. hair |
| 3. ears | 4. chair |

Unit 11

Activities on Lesson 5

Listen and write the missing sound.

- | | |
|----------------|-----------|
| 1. string | 2. spring |
| 3. instruments | 4. sprint |

Activities on unit (11)

Listen and write the missing sound.

- | | |
|----------------|-----------|
| 1. instruments | 2. sprint |
| 3. string | 4. spring |

Mr. Emdad

EL-MOASSER
GUIDE

Interactive

By a group of supervisors

Homework Notebook

الصف الثاني الابتدائي الفصل الدراسي الثاني
للمدارس الرسمية و الخاصة لغات

CONNECT Plus

دليل ولي الأمر
Parents' Guide



كراسة المعاصر التفاعلية
للوالب المنزلى

2nd
Primary
2024
SECOND TERM

Contents

Part

1

Dictation Assessments

تقييمات علي الإملاء.

Part

2

Accumulative assessments on Dictation

تدريب تراكمي علي الإملاء.

Part

3







General Activities

أنشطة عامة علي المنهج بالكامل.








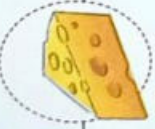

I

Vocabulary practice on lesson 1



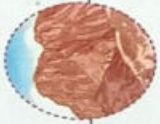




	feathers	f _ th _ s	erthseaf	
	wing	w _ n _	gnwi	
	rabbit	r _ b _ t	tiabrb	
	duck	d _ k	kcud	
	goat	go _ _	toag	
	donkey	d _ n _ ey	yekond	
Read		Complete	Unscramble	Write

Mr. Emdad

Vocabulary practice on lesson 2

	animals	a__ma__	alsmina	
	farm	fa__	mraf	
	eggs	eg__	gsge	
	milk	m__k	klmi	
	wool	wo__	lowo	
	cheese	c_e_s_	eceshe	
	meat	m__t	taem	
Read	Complete	Unscramble	Write	








Vocabulary practice on lessons 3, 4 & 5

Read	Complete	Unscramble	Write
	dates	d_te_	setda
	grapes	g_ap_	spearg
	mountain	m_un_ai_	tiannumo
	oasis	o_s_s	ssaoi
	pyramids	py_mi_s	dsamiypr
	temple	t_m_l_	elpmte
	river	r_v_r	reriv








Vocabulary practice on lessons 6 & 7

Write	Unscramble	Complete	Read
	dniwy	w__d__	windy
	nyiar	r__n__	rainy
	dmihu	h_mi__	humid
	dloc	c_l__	cold
	yogfg	fo__y	foggy
	dylolc	c__ud__	cloudy
	nusny	s_n_y	sunny

Vocabulary practice on lessons 8 & 9

							
Read	loom	basket	rug	carpet	furniture	papyrus	palm
Complete	l_o_	b_s_e_	r_g	c_rp_t	fu_n_t_re	p_p_ru_	p_l_
Unscramble	omol	teksab	gru	teprac	erutrufni	suryppa	lmap
Write							

Vocabulary practice on lessons 10 & 11

Read	 flood	 flag	 clown	 clay	 planet	 cloud	 clock
Complete	f_o_d	f_a_	c_o_n	c_a_	p_an_t	c__ud	c_o_k
Unscramble	odlfo	afgl	wolnc	ycal	naeltp	luocd	kcolc
Write							

II

Important 76 words

كون قاموسك اللغوي بنفسك

- المفردات اللغوية المستهدفة طبقاً لكتاب الوزارة ودليل المعلم المطلوب من الطالب إتقانها باختلاف الفروق الفردية.
- يختار معلمك نموذج واحد من [A] أو [B].

A ▶ Look and write in English.



دجاجة

chicken



حمار

- horse
- ~~chicken~~
- sheep
- donkey



حصان



خروف

- جبن
- بيض
- لحم
- صوف

▶ Look and write in Arabic.



cheese



wool



meat



eggs

or

B ▶ Look and write in English.



عاصف



جفاف

- rainy
- windy
- sunny
- drought



شمس



مطر

- سلة
- نول
- ~~سجادة~~
- شجرة نخيل



loom



carpet

سجادة



basket



palm tree






Dictation Assessments

تقييمات على الإملاء

الهدف من هذا الجزء : إتقان المفردات اللغوية للوحدة.

I

Vocabulary practice on lessons 1 & 2

	airplane	a_r_p_a_e	neapliar	Write
	café	c__é	éacf	Unscramble
	boat	bo__	toab	Complete
	railroad	ra_l_o_d	oadrailr	Read
	station	s__t_o_	ontiastr	
	ferry	f__ry	ryref	

Vocabulary practice on lessons 3, 4 & 5

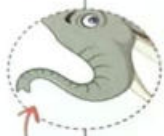





Read	mechanic	conductor	pilot	flight attendant	railroad engineer	ticket agent	co-pilot
Complete	m__ha_i_	co_d_c__r	p__ot	fl_g_t a_ten_a_t	r__lr__d e_g_n__r	t__ke_ a__nt	co-_i_ot
Unscramble	ancihcem	ortcundco	olipt	ftghil tandnteta	daorlair eenigren	tekcti tenga	oc-toipl
Write							

Vocabulary practice on lessons 8, 9, 10 & 11

Read	between	opposite	shop	hotel	castle	garage	Turn right.
Complete	b _ t _ e _ n	o _ p _ s _ t _ e	s _ o _ _	h _ t _ l _	c _ s _ l _ e	g _ a _ e	T _ r _ r _ i _ _ t _ .
Unscramble	neetweb	tesiopop	pohs	letho	lsacet	eggaar	urTn hirtg.
Write							

الهدف من هذا الجزء : إتقان المفردات اللغوية للوحدة.








I Vocabulary practice on lessons 1 & 2

Read	Complete	Unscramble	Write
 <p>trunk</p>	t_u_k	kurtn	
 <p>giraffe</p>	g_r_f_e	efrgaif	
 <p>lion</p>	l_o_	niol	
 <p>rhino</p>	r__no	ohnri	
 <p>hippo</p>	h_p_o	ophip	
 <p>elephant</p>	el_p_a_--	tnaelhpe	

Vocabulary practice on lessons 3, 4 & 5

 vet	 strong	 100	 1,000	 1,000,000	 population	Read
						Complete
						Unscramble
						Write
v _ _	s _ r _ n g	h _ n _ r e _	t _ o _ s _ n d	m _ l _ i o _	p _ p u _ a _ _ o n	
t v e	n o r t g s	r d e d u n h	n a s d u o h t	o n i m l i l	i o t n u a l p p o	

Vocabulary practice on lessons 6 & 7

Read							
Complete	tilapia	lizard	perch	crocodile	turtle	dirty	dam
Unscramble	t_l_p_a	l_z_r_	p_r_h	c_oc_d_le	t_r_le	d_r_--	d_m
Write	tpailai	radzil	crehp	ocrodclei	ltrute	trdiy	mda

Vocabulary practice on lessons 8 , 9 & 10

Read	plastic	empty	bin	garden	bottle	trash	lights
Complete	p _ a s _ _ c	e _ p _ y	b _ n	g _ r _ e n	b _ t _ l _	t _ a _ h	l _ g _ t s
Unscramble	tciaslp	ytpme	nib	drneag	tloteb	hsrta	thglis
Write							

Vocabulary practice on lessons 11 & 12

	carpet	c_rp_t	crpaet	
	weaving	w_av__g	ingveaw	
	fry	f_y	fyr	
	cry	cr _	cyr	
	fly	fl _	lfy	
	try	t _ _	ryt	
	dry	d_y	yrd	
Read	Complete	Unscramble	Write	

II

Important 76 words

كون قاموسك اللغوي بنفسك

- المفردات اللغوية المستهدفة طبقًا لكتاب الوزارة ودليل المعلم المطلوب من الطالب إتقانها باختلاف الفروق الفردية.
- يختار معلمك نموذج واحد من [A] أو [B].

A ▶ Look and write in English.



سحلية



أسد

- giraffe
- lizard
- crocodile
- lion



زرافة



تمساح

- سمكة بلطي
- لسان
- تبكى
- وحيد القرن

▶ Look and write in Arabic.



tilapia



cry



tongue



rhino

or

B ▶ Look and write in English.



قمامة



فرس النهر

- turn off
- trash
- hippo
- trunk



يطفى



خرطوم الفيل

- فارغ
- رجاجة
- حديقة
- سلحفاة

▶ Look and write in Arabic.



bottle



empty



garden



turtle

PART 1

UNIT 10







Dictation Assessments

تقييمات على الإملاء

الهدف من هذا الجزء : إتقان المفردات اللغوية للوحدة.

I

Vocabulary practice on lessons 1, 2 & 3

Read	Complete	Unscramble	Write
 video games	v_d_o_g_me_	eoivd meags	
 supermarket	s_pe_mark_t	ekmratepurs	
 bookstore	b_ok__or_	orestobok	
 computer	c_mp_t_r	repumoct	
 butcher's	b_t__er's	'sutbhcre	
 magazine	m_g_z_ne	neizagma	

Vocabulary practice on lessons 4 & 5

Read	coins	marks	notes	pound	math	rice
Complete	c__ns	m_r_s	n_t_s	p_un_	m_t_	r_c_
Unscramble	snioC	krsam	esont	dnoup	htam	ceir
Write						

Vocabulary practice on lessons 6 & 7

Read	butter	onions	figs	yogurt	melon	pear	grapes
Complete	b _ t _ e _	o _ i o _ s	f _ g _	y _ _ u r _	m _ l _ n	p _ a _	g _ _ p _ s
Unscramble	rtetbu	nonios	gifs	trugoy	nohme	raep	praegs
Write							

Vocabulary practice on lessons 8, 9, 10 & 11

Read	doctor	principal	waiter	phone	stamp	address	crafts
Complete	d _ ct _ r	p _ i _ c _ pa _	w _ t _ r	p _ on _	s _ a _ p	a _ dr _ _ s	c _ a _ _ s
Unscramble	rotcod	pcnirpali	ertiwa	nohep	apmts	srasedad	frcsat
Write							

II

Important 16 words

كون قاموسك اللغوي بنفسك

- المفردات اللغوية المستهدفة طبقًا لكتاب الوزارة ودليل المعلم المطلوب من الطالب إتقانها باختلاف الفروق الفردية.
- يختار معلمك نموذج واحد من [A] أو [B].

A ▶ Look and write in English.



كشك



يطبخ

- magazine
- waiter
- cook
- stall



مجلة



جرسون

- شعر
- كرسي
- آذان
- ذقن

▶ Look and write in Arabic.



ears



chair



hair



beard

or

B ▶ Look and write in English.



رئيس



ممرضة

- phone
- teacher
- principal
- nurse



مدرس



هاتف

- زبدة
- رغيف عيش
- شمام
- عنب



grapes



butter



loaf



melon


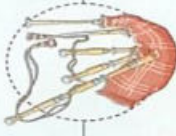
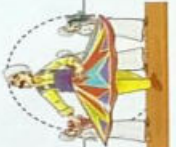


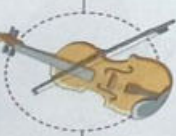
Dictation Assessments

تقييمات على الإملاء







الهدف من هذا الجزء : إتقان المفردات اللغوية للوحدة.

I

Vocabulary practice on lessons 1, 2, 3 & 4

	guitar	g _ t _ r	atuirg	
	bagpipe	b _ g _ p _	ipgapeb	
	dancer	d _ n _ er	candre	
	actor	a _ t _ r	otrac	
	oud	o _ d	uod	
	violin	v _ _ l _ n	niivol	
Read		Complete	Unscramble	Write

Vocabulary practice on lessons 5, 6 & 7

Read	picnic	mosque	palace	spring	string	sprint
						
Complete	p_c_i_	mo_q_e	p_l_c_	s_i_g	s_i_g	s_i_t
Unscramble	incicp	qosome	ecapal	ngprsi	nirgst	nirpst
Write						

II

Important 76 words

كون قاموسك اللغوي بنفسك

- المفردات اللغوية المستهدفة طبقًا لكتاب الوزارة ودليل المعلم المطلوب من الطالب إتقانها باختلاف الفروق الفردية.
- يختار معلمك نموذج واحد من [A] أو [B].

A ▶ Look and write in English.



فلوت



الكمان

- guitar
- oud
- flute
- violin



جيتار



عود

- قوى
- فصل الربيع
- أوتار
- أدوات موسيقية

▶ Look and write in Arabic.



instruments



spring



string



strong

Or

B ▶ Look and write in English.



نزهة خلوية



وجبه

- meal
- picnic
- balloon
- mosque



بالونه



جامع

- طبلة
- آلة القانون
- دُف صغير
- آلة الصنج



qanun



tambourine



drum



cymbals

PART 1

UNIT 12





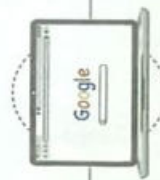

Dictation Assessments

تقييمات على الإملاء

الهدف من هذا الجزء : إتقان المفردات اللغوية للوحدة.

I

Vocabulary practice on lessons 1, 2 & 3

	postcard	p_st__rd	racdtsop	Write
	telephone	t_l_p_o_e	phenoelt	Unscramble
	password	p_s_w__d	rowdsspa	Unscramble
	letter	l_t__r	reeltt	Unscramble
	website	w__s_te	sibewte	Unscramble
	text message	t__t m_s__ge	xtet egmsae	Unscramble
Read		Complete		

Vocabulary practice on lessons 4 & 5

Read	television	radio	telegraph	typewriter	laptop	cell phone	magazine
Complete	t_l_v_s_o_	r_i_	t_l_r_a_	t_p_w_i_e_	l_p__p	c_l_p_o_e	m_g_z__e
Unscramble	nosiiilevt	doiar	aprhgelet	wetireytp	patplo	lecl nohpe	gazmanie
Write							

Vocabulary practice on lessons 6 & 7

Read	knit	knot	wrist	curious	excited	tired	worried
Complete	k_i_	k__t	w_i_t	c__io__	e_c_t_d	t_r_d	w_r_i_d
Unscramble	ntik	onkt	striw	roisuuc	tecixed	ritde	reordwi
Write							

II

Important 76 words

كون قاموسك اللغوي بنفسك

- المفردات اللغوية المستهدفة طبقًا لكتاب الوزارة ودليل المعلم المطلوب من الطالب إتقانها باختلاف الفروق الفردية.
- يختار معلمك نموذج واحد من [A] أو [B].

A ▶ Look and write in English.



بطاقة بريدية



مكالمة فيديو

- telephone
- postcard
- password
- video chat



هاتف أرضي



رقم سري

- راديو
- تلغراف
- تلفاز
- آلة كاتبة

▶ Look and write in Arabic.



television



telegraph



typewriter



radio

or

B ▶ Look and write in English.



فضولي



متعب

- curious
- tired
- excited
- worried



قلق



متحمس

- يحيك
- معصم اليد
- إبهام
- يكتب

▶ Look and write in Arabic.



knit



wrist



thumb



write

PART 2

Accumulative assessments on Dictation

تدريب تراكمي على الإملاء

- المفردات اللغوية المستهدفة طبقاً لكتاب الوزارة ودليل المعلم المطلوب من الطالب إتقانها باختلاف الفروق الفردية.

<div>Units 7, 8, 9, 10 & 11</div> <div>12</div>	<div>Complete</div> <div>  d_t_s  o__  f_t_  p_e_s </div>	<div>Unscramble</div> <div>  saer  creadns  eshece  gnpsri </div>	<div>Write</div> <div>     </div>
<div>Units 7, 8, 9, 10, 11 & 12</div> <div>12</div>	<div>Complete</div> <div>  m__q_e  o__v_s  w__t_  a_g_y </div>	<div>Unscramble</div> <div>  ceri  arc dtpos  dnki  tsirw </div>	<div>Write</div> <div>     </div>

PART 3

General Activities

Activity

1



1 Listen and write the missing sound.

استمع واكتب الصوت الناقص.

نصوص الاستماع في نهاية الكتاب

1.



__ own

2.



dr _

3.



__ ants

4.



b _ _ _ d

2 Complete the mini dialogs.

اكمل المحادثات الصغيرة.

giraffe - goats - animals - favorite

1. **Aya** : What is your [1] animal ?

Dina : My favorite animal is the [2]

2. **Hamza** : What [3] can we get wool and milk from ?

Zain : Sheep and [4]

3 Choose the correct answer between brackets.

اختر الإجابة الصحيحة مما بين الأقواس.

1. We went to the beach to go [jumping - swimming - running].

2. [What - Where - How] would you like to go to Cairo ? - By train.

3. Yesterday, I [have - had - has] to tidy my bedroom.

4. My brother prefers [make - made - making] sandwiches.

5. We need a [password - telephone - postcard] to use some websites.

6. A group of musicians is called a [herd - band - cub].

7. People built the High Dam to [visit - make - control] the Nile River.

4 Read, order and write.

اقرأ، رتب واكتب.

1. go - Luxor - to - would - I - like to.

2. eggs - fries - My - breakfast - dad - for.

5 Look, unscramble and write.

انظر، اعد ترتيب الحروف واكتب.

1.



n h i r o

2.



u f t e l

3.



e t t l e r

6 Write the missing letters.

اكتب الحروف الناقصة.

1.



_ in _ y

2.



po _ t _ ard

3.



p _ _ t

4.



_ igh _ am

7 Read and match [A] with [B].

اقرأ وصل العمود [A] بالعمود [B].

[A]

1. People built the High Dam •
2. A ticket agent sells •
3. A giraffe is •

[B]

- ☐ a. tickets to the passengers.
- ☐ b. the tallest land animal.
- ☐ c. has a long trunk.
- ☐ d. to control the Nile River.

Activity

2



1 Listen and write the missing sound.

استمع واكتب الصوت الناقص.

نصوص الاستماع في نهاية الكتاب

1.



_ _ uck

2.



_ _ ay

3.



fr _

4.



in _ _ _ uments

2 Complete the mini dialogs.

اكمل المحادثات الصغيرة.

fruit - market - fit - exercise

1. **Reem** : Why do we [1]

Nada : We exercise to get [2]

2. **Mom** : Where did you go to buy [3]

Daughter: I went to the [4] to buy fruit.

3 Choose the correct answer between brackets.

اختر الإجابة الصحيحة مما بين الأقواس.

1. A/An [delta - farmland - oasis] is a place where the river enters the sea.

2. A train travels on a [sky - highway - railroad].

3. The baby [crying - cries - cry].

4. I was hungry, [but - so - because] I made a sandwich.

5. A [receipt - menu - recipe] is how to cook a dish.

6. A: Which is your favorite [food - animal - instrument] ? B: I like the oud.

7. People [use - used - uses] to send postcards on vacation.

4 Read and write True (T) or False (F).

اقرأ واكتب (صح) أو (خطأ).

The elephant is the biggest land animal. It has a long trunk. It has tusks made of ivory. It grows up to three metres tall. The rhino is the second biggest land animal. It has two big horns on its nose. It eats grass and plants.

1. The rhino has two big horns. []
2. The elephant has tusks made of ivory. []
3. The elephant is the second biggest land animal. []

5 Read and complete the text with the words from the box.

اقرأ واكمل النص بالكلمات الصحيحة من المربع.

school - hospital - teacher

At school, there are lots of people who help us. My ^[1] is very clever. The principal is in charge of the ^[2] There are people to help at lunchtime and breaktime, too.

6 Read, order and write.

اقرأ، رتب واكتب.

1. did - do - What - you ?

.....

2. weave - cloth - People - and - carpets.

.....

3. you - some - Would - apples - like ?

.....

Activity

3



1 Listen and write the missing sound.

استمع واكتب الصوت الناقص.

نصوص الاستماع في نهاية الكتاب

1.



_ _ og

2.



_ _ _ ing

3.



_ rite

4.



_ _ ag

2 Complete the mini dialogs.

اكمل المحادثات الصغيرة.

vet - want - playing - instrument

1. **Ahmed** : What job do you [1] to do ?

Amr : I want to be a [2]

2. **Radwa** : What's your favorite musical [3] ?

Rana : I like [4] the guitar.

3 Choose the correct answer between brackets.

اختر الإجابة الصحيحة مما بين الأقواس.

1. We recycle paper and plastic [to - for - in] look after the environment.

2. A [calendar - sketch - schedule] tells passengers the times of the trains.

3. Today, I [had to - have to - has to] walk to school.

4. Doctors and nurses help us if we are [angry - sick - hungry].

5. The teacher wants [us - our - we] to practice for the show.

6. People used to use [radios - televisions - typewriters] to write letters and magazines.

7. I'm [worried - excited - kind] because my friend isn't happy.

4 Look, read and complete.

انظر، اقرأ واكمل.

guitar - train - taxi

1.



I'm playing the

2.



A stops at a gas station.

5 Look and circle.

انظر وضع دائرة.

1.



We get milk from cows / sheep.

2.



The giraffe / hippo has short legs.

6 Look and write the missing letters.

انظر واكتب الحروف الناقصة.

1.



pa _ sw _ r _

2.



c _ ick _ n

3.



r _ ilro _ d


7 Look and write a sentence under each picture.

انظر واكتب جملة أسفل كل صورة.

1.



2.



Activity

4



1 Listen and write the missing sound.

استمع واكتب الصوت الناقص.

نصوص الاستماع في نهاية الكتاب

1.



_ _ _ ing

2.



_ not

3.



_ _ esent

4.



_ _ ain

2 Complete the mini dialogs.

اكمل المحادثات الصغيرة.

spring - platform - When - go

1. **Abeer** : [1] is Sham El-Nessim ?

Amany : It is in [2]

2. **Mai** : Which [3] do we need to go to ?

Ticket agent : You need to [4] to platform 4.

3 Choose the correct answer between brackets.

اختر الإجابة الصحيحة مما بين الأقواس.

1. [Did - Does - Do] we get milk from cows ? - Yes, we do.

2. A/An [oasis - dam - mountain] is a place in the desert with water.

3. A mechanic [travels - checks - sells] the engines and fixes anything that is broken.

4. Hippos run more quickly [that - then - than] rhinos.

5. We went to the supermarket to buy some cheese [so - and - because] fruit.

6. A police officer can help in a/an [emergency - store - farm].

7. The Assaya dance is a traditional [song - dance - folktale].

4 Read, order and write.

اقرأ، رتب واكتب.

1. the library - We - books - to - visit - read.

2. I - grandparents - Today - my - visit - have to.

3. she - shoes - Did - buy ?

5 Read and circle [True] or [False].

اقرأ وضع دائرة حول [صح] أو [خطأ].

Storekeepers and market sellers sell us food and clothes. Chefs cook food in restaurants and waiters bring the food to our tables.

1. Doctors sell us food.

[True / False]

2. Chefs cook food in restaurants.

[True / False]

3. Waiters bring the food to the tables.

[True / False]

6 Write a sentence under each picture.

اكتب جملة أسفل كل صورة.

1.



2.



7 Punctuate the following sentences.

ضع علامات الترقيم للجمل الآتية.

1. i'd like some rice, please

2. where is the supermarket

Activity

5



1 Listen and write the missing sound.

استمع واكتب الصوت الناقص.

نصوص الاستماع في نهاية الكتاب

1.



__ ood

2.



cr __

3.



__ int

4.



__ umb

2 Complete the mini dialogs.

اكمل المحادثات الصغيرة.

museum - plants - didn't - hippo

1. **Rahma** : Did you go to a [1] ?

Sarah : No, we [2]

2. **Mohammed** : What does a [3] eat ?

Adam : It eats grass and [4]

3 Choose the correct answer between brackets.

اختر الإجابة الصحيحة مما بين الأقواس.

1. There [is - are - have] a lake.

2. Moving water gives [energy - metals - materials].

3. Mom and Dad [want - wants - wanting] us to tidy our room.

4. You type words to send a/an [picture - audio - text] message.

5. Turn off the [lights - bottles - buildings] to save energy.

6. Grandpa enjoys [do - does - doing] crosswords.

7. Let's watch the [singers - dancers - musicians]. They're doing Assaya dance.

4 Look, unscramble and write.

انظر، اعد ترتيب الحروف واكتب.

1.



i k s c

2.



d l z i r a

3.



e r r f y

5 Look and circle.

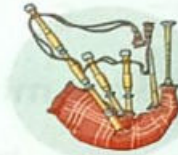
انظر وضع دائرة.

1.



Here's a 5 LE . note / coin

2.



The bagpipe / qanun is a wind instrument.

6 Write a sentence under each picture.

اكتب جملة أسفل كل صورة.

1.



2.



7 Read and tick [✓] or [X].

اقرأ وضع علامة [✓] او [X].

1. We keep our country clean.


☐

2. An elephant has a long trunk.


☐

8 Punctuate the following sentence.

ضع علامات الترقيم للجملة الآتية.

let's ask grandpa to play the violin

Activity

6



1 Listen and write the missing sound.

استمع واكتب الصوت الناقص.

لصوص الاستماع في نهاية الكتاب

1.



ch _ _ _

2.



_ _ ess

3.



_ _ _ s

4.



_ _ _ ong

2 Complete the mini dialogs.

اكمل المحادثات الصغيرة.

have - modern - music - bananas

1. **Laila** : What do you [1], Khalid ?

Khalid : I have some [2]

2. **Nadia** : What is your favorite kind of [3]

Bassem : I like [4] pop music.

3 Choose the correct answer between brackets.

اختر الإجابة الصحيحة مما بين الأقواس.

1. A/An [tune - rhythm - instrument] is what we use to play music.

2. People [doesn't - don't - didn't] use to send messages in the past.

3. My dad reads about the world in [newspaper - televisions - radios] and magazines.

4. We get eggs from [cows - chickens - sheep].

5. We need sun and water to [buy - sell - grow] plants.

6. A/An [engineer - vet - pilot] flies a plane.

7. The energy from the dam is changed into [nutrients - wind - electricity].

4 Write the missing letters.

اكتب الحروف الناقصة.

1.



b _ gp _ pe

2.



c _ r _ et

3.



ra _ _ it

4.



fl _ g

5 Look, unscramble and write.

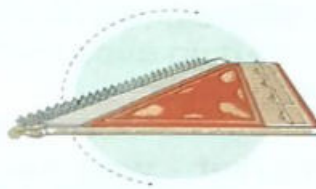
انظر، اعد ترتيب الحروف واكتب.

1.



l o e p e n v e

2.



n u q n a

3.



i r o d a

6 Look and circle.

انظر وضع دائرة.

1.



It is foggy today.
sunny

2.



A firefighter keeps us safe.
cook

7 Punctuate the following sentences.

ضع علامات الترقيم للجمل الآتية.

1. did telephones need wires

2. a conductor checks the passenger's tickets

Activity

7



1 Listen and write the missing sound.

استمع واكتب الصوت الناقص.

نصوص الاستماع في نهاية الكتاب

1.



h _ _ _

2.



fl _ _ _

3.



_ _ oud

4.



_ _ mb

2 Complete the mini dialogs.

اكمل المحادثات الصغيرة.

supermarket - weather - cloudy - Where

1. **Asmaa** : What's the [1] like in your town today ?

Laila : It is cold and [2]

2. **Alaa** : [3] would you like to go ?

Kareem : I would like to go to the [4]

3 Choose the correct answer between brackets.

اختر الإجابة الصحيحة مما بين الأقواس.

1. I'm not ill. I [have to - don't have to - haven't to] go to the doctor.

2. We sometimes [travel - make - jump] on a ferry.

3. Go straight. The café is next [for - to - on] the park.

4. Salma likes [drinks - drink - drinking] orange juice.

5. How [many - much - often] is this rice ? - It's 12 LE.

6. The actors are wearing beautiful [costumes - uniforms - instruments].

7. I love [walking - going - celebrating] Sham El-Nessim.

4 Read, order and write.

اقرأ، رتب واكتب.

1. cheese - much - the - How - is ?

2. mosque - to - go- the - They.

5 Read and write True (T) or False (F).

اقرأ واكتب [صح] أو [خطأ].

Weaving is an important tradition in Egypt. People weave carpets and cloth. Different patterns and pictures are made using different colors. Egyptian carpets often have pictures of animals on them.

1. People weave carpets and cloth. []

2. Weaving isn't important in Egypt. []

3. Egyptian carpets often have pictures of plants on them. []

6 Look and write a sentence under each picture.

انظر واكتب جملة أسفل كل صورة.

1.



2.



7 Read and match.

اقرأ وصل.

1. port

.

2. lizard

.

3. flute

.



Activity

8



1 Listen and write the missing sound.

استمع واكتب الصوت الناقص.

نصوص الاستماع في نهاية الكتاب

1.



tr _

2.



_ rist

3.



_ _ ane

4.



_ _ ock

2 Complete the mini dialogs.

اكمل المحادثات الصغيرة.

don't - milk - adult - many

1. **Ticket agent** : How [1] people are traveling ?

Sherif : One [2] and one child, please.

2. **Omar** : Do we get [3] from fish ?

Yassin : No, we [4]

3 Choose the correct answer between brackets.

اختر الإجابة الصحيحة مما بين الأقواس.

1. We want Lina and Mariem [to sing - sing - sings] a song.

2. The [singer - dancer - runner] is performing a traditional dance.

3. The [typewriter - computer - telegraph] sent signals along a wire.

4. I have a 50 LE [notebook - note - paper], but I don't have any coins.

5. The television costs 9,500 LE. It's very [cheap - expensive - loud].

6. [How - Where - What] is the weather like today ? - It's rainy.

7. A boat stops at a/an [station - port - airport].

4 Write the missing letters.

اكتب الحروف الناقصة.

1.



n _ t _ s

2.



t _ rt _ e

3.



hi _ _ o

4.



d _ nc _ rs

5 Look, unscramble and write.

انظر، اعد ترتيب الحروف واكتب.

1.



r u t y o g

2.



r u n t k

3.



a p s t m

6 Look, read and complete.

انظر، اقرأ واكمل.

angry - happy - oud



1. I like the



2. My brother is

7 Punctuate the following sentences.

ضع علامات الترقيم للجمل الآتية.

1. there are deserts and mountains in Egypt

2. transparent objects allow light to pass through



Listening Texts

نصوص الاستماع

Activities on Units

Activity 1

(1) Listen and write the missing sound :

- | | |
|-----------|----------|
| 1. clown | 2. dry |
| 3. plants | 4. beard |

Activity 2

(1) Listen and write the missing sound :

- | | |
|----------|----------------|
| 1. truck | 2. clay |
| 3. fry | 4. instruments |

Activity 3

(1) Listen and write the missing sound :

- | | |
|----------|-----------|
| 1. frog | 2. spring |
| 3. write | 4. flag |

Activity 4

(1) Listen and write the missing sound :

- | | |
|------------|----------|
| 1. string | 2. knot |
| 3. present | 4. train |

Activity 5

(1) Listen and write the missing sound :

- | | |
|-----------|----------|
| 1. flood | 2. cries |
| 3. sprint | 4. thumb |

Activity 6

(1) Listen and write the missing sound :

- | | |
|----------|-----------|
| 1. chair | 2. press |
| 3. ears | 4. strong |

Activity 7

(1) Listen and write the missing sound :

- | | |
|----------|----------|
| 1. hair | 2. flies |
| 3. cloud | 4. lamb |

Activity 8

(1) Listen and write the missing sound :

- | | |
|----------|----------|
| 1. try | 2. wrist |
| 3. plane | 4. clock |